

2018 Country Scorebook



MILLENNIUM
CHALLENGE CORPORATION

UNITED STATES OF AMERICA

2018 Country Scorebook



MILLENNIUM
CHALLENGE CORPORATION

Reducing Poverty Through Growth

Contents

Introduction to the Millennium Challenge Account.....	1
About This Scorebook	1
Ruling Justly.....	3
Investing in People	4
Encouraging Economic Freedom.....	5
Reading the Scores—A Reference Guide	6
Appendix A: Gender in the Economy (NEW)—FY18	92

Country Index

Afghanistan	8
Angola	62
Armenia	63
Bangladesh.....	9
Benin.....	10
Bhutan	64
Bolivia	65
Burkina Faso.....	11
Burma	12
Burundi	13
Cabo Verde	66
Cambodia.....	14
Cameroon	15
Central African Republic.....	16
Chad.....	17
Comoros.....	18
Cote d'Ivoire.....	21
Dem. Republic of Congo.....	19
Djibouti	22
Egypt.....	67
El Salvador	68
Eritrea	23
Ethiopia	24
Gambia	25
Georgia.....	69
Ghana	26

Guatemala.....	70
Guinea	27
Guinea-Bissau	28
Haiti	29
Honduras	71
India	30
Indonesia.....	72
Jordan	73
Kenya	31
Kiribati.....	74
Korea, Dem. Rep	32
Kosovo.....	75
Kyrgyz Republic.....	33
Lao, PDR	76
Lesotho.....	34
Liberia.....	35
Madagascar	36
Malawi.....	37
Mali	38
Mauritania	39
Micronesia.....	77
Moldova	78
Mongolia.....	79
Morocco	80
Mozambique	40
Nepal.....	41
Nicaragua.....	81

Niger	42
Nigeria	82
Pakistan	43
Papua New Guinea	83
Philippines	84
Republic of Congo	20
Rwanda	44
Sao Tome and Principe	45
Senegal	46
Sierra Leone	47
Solomon Islands	48
Somalia	49
South Sudan	50
Sri Lanka	85
Sudan	86
Swaziland	87
Syria	51
Tajikistan	52
Tanzania	53
Timor-Leste	54
Togo	55
Tunisia	88
Uganda	56
Ukraine	89
Uzbekistan	90
Vanuatu	91
Vietnam	92

Yemen, Rep 57

Zambia 58

Zimbabwe 59

Introduction to the Millennium Challenge Account

Established in 2004, the Millennium Challenge Account (MCA) is an innovative foreign assistance program designed to reduce poverty in developing countries through sustainable economic growth. As an independent U.S. Government agency, the Millennium Challenge Corporation (MCC) administers the MCA funds that are provided annually by Congress. MCC is managed by a Chief Executive Officer (CEO) with oversight from a Board of Directors. The Board is composed of five public sector members—the Secretary of State, Secretary of the Treasury, U.S. Trade Representative, Administrator of the U.S. Agency for International Development, and MCC’s CEO—and four private sector members appointed by the President and confirmed by the U.S. Senate. MCC draws its diverse staff from various U.S. Government agencies, the private sector, universities, international development agencies, and non-governmental organizations.

Every year, the MCC Board of Directors meets to select countries as eligible to develop a proposal for MCA assistance (see box describing MCC’s assistance programs). Recognizing that development is achieved by a country’s own efforts, policies, and people, MCC’s assistance offers selected countries an opportunity to identify their own priorities for achieving sustainable economic growth and poverty reduction. Once selected as eligible, a country conducts an economic analysis and undertakes the process of developing a proposal for funding in broad consultation with its own citizens. MCC teams work in partnership with eligible countries to refine their compact proposals in order to ensure the programs’ focus on poverty reduction through sustainable economic growth. Proposed compacts also describe how the country plans to manage and implement its MCA program, including how it will ensure financial accountability, transparency, and fair and open procurement, as well as how it will measure results.

About This Scorebook

The 2018 Country Performance Scorebook is the fifteenth publication of country performance data since the establishment of MCC. The Scorebook presents information on country performance on independent and transparent indicators developed by third-parties that measure countries’ demonstrated commitment to just and democratic governance, investments in the people of a country, and economic freedom. These indicators inform the Board of Directors, MCC staff, Congress, and the Administration of candidate countries’ broad policy framework for encouraging poverty reduction through economic growth. We hope this can also be a tool for citizens, civil society organizations, journalists, the private sector, and governments around the world to monitor performance and advocate for continued policy reform.

This year’s Scorebook includes data on 83 countries (75 candidates and 8 countries that meet the income parameters for candidacy but are statutorily prohibited from receiving assistance), including countries that were eligible in previous years for compact or threshold assistance. A country is determined to be a candidate for MCA funding if its per capita income falls within predetermined parameters set by Congress and if it is not subject to certain restrictions on U.S. foreign assistance.

For Fiscal Year 2018 (FY18), MCC is continuing to use the historical ceiling for eligibility as set by the World Bank’s International Development Association (IDA) to divide the 83 countries into two income groups for the purpose of comparative analysis on the policy performance indicators. A Scorecard low income country (LIC) is defined as a country with a per capita income on or below IDA’s historical ceiling for eligibility (\$1,905 for FY 2018). A Scorecard lower middle income country (LMIC) is defined as a country with a per capita income above the IDA’s historical ceiling for eligibility, but below the World Bank’s lower middle income country threshold (\$1,905-\$3,955 for FY18)¹.

¹ All GNI per capita estimates in this Scorebook are from the World Bank’s July 1, 2016 publication entitled “Gross National Income per Capita 2015” and utilize the Atlas method PPP estimates.

Compact & Threshold Countries

An MCC compact is a five-year agreement between MCC and an eligible country to fund specific programs targeted at reducing poverty and stimulating economic growth. MCC has signed 34 compacts worth over \$12 billion with Armenia, Benin, Burkina Faso, Cabo Verde, El Salvador, Georgia, Ghana, Honduras, Indonesia, Jordan, Lesotho, Liberia, Madagascar, Malawi, Mali, Moldova, Mongolia, Morocco, Mozambique, Namibia, Nepal, Nicaragua, Niger, Philippines, Senegal, Tanzania, Vanuatu, and Zambia. MCC expects to sign a compact with Côte d'Ivoire in Fall 2017 and is working to develop compacts with Sri Lanka and Tunisia, as well as subsequent compacts with Burkina Faso, Lesotho, Mongolia, Philippines and Senegal.

To provide a further incentive for policy reform, Congress also established the threshold program for countries that demonstrate a significant commitment to meeting the eligibility criteria but may not yet qualify for MCC compact assistance. Threshold programs assist countries to become compact eligible by challenging them to implement key policy and institutional reforms. To date, MCC has signed 27 threshold agreements totaling over \$600 million with: Albania, Burkina Faso, Guatemala, Guyana, Honduras, Indonesia, Jordan, Kenya, Kosovo, Kyrgyz Republic, Liberia, Malawi, Moldova, Niger, Paraguay, Peru, Philippines, Rwanda, São Tomé and Príncipe, Sierra Leone, Tanzania, Timor-Leste, Uganda, Ukraine, and Zambia. MCC is working to develop threshold programs with Timor-Leste and Togo.

In selecting compact and threshold eligible countries, MCC's Board evaluates: 1) candidate countries' performance on the policy indicators, 2) the opportunity for economic growth and poverty reduction, and 3) the availability of funds. If MCC has worked with a country on a previous threshold program or compact, MCC's Board also takes into consideration performance on the initial program.

To judge performance on the policy indicators, the Board will consider whether a country performs above the median or absolute threshold on at least half of the indicators, above the median on the *Control of Corruption* indicator, and above the absolute threshold on either the *Civil Liberties* or *Political Rights* indicators. Indicators with absolute thresholds in lieu of a median include a) *Inflation*, on which a country's inflation rate must be under a fixed ceiling of 15 percent; b) Immunization Rates (LMICs only), on which an LMIC must have immunization coverage above 90%; c) Political Rights, on which countries must score above 17; and d) Civil Liberties, on which countries must score above 25. The Board will also take into consideration whether a country performs substantially worse in any category (*Ruling Justly, Investing in People, or Economic Freedom*) than they do on the overall scorecard. Countries must meet a minimum standard of passing one indicator in each category. While the indicator methodology is the predominant basis for determining which countries will be eligible for MCA assistance, the Board may also consider supplemental information and take into account factors such as time lags and gaps in the data used to determine indicator scores.

Indicators—What They Measure

The 2018 Country Performance Scorebook measures performance on the policy criteria mandated in MCC's authorizing legislation. By using information collected from independent third-party sources, MCC's country selection process allows for an objective, comparable analysis across candidate countries. Data sources relied upon to produce this Scorebook are determined by the Board of Directors and are subject to change annually. Candidate countries may regularly consult with the indicator institutions regarding their performance to identify opportunities for reform and to raise questions about the data.

As a rule, MCC relies on indicators that:

- ★ are developed by an independent third party;
- ★ use an analytically-rigorous methodology and objective, high quality data;
- ★ are publicly available;
- ★ have broad country coverage among MCC candidate countries;
- ★ are comparable across countries;
- ★ have a clear theoretical or empirical link to economic growth and poverty reduction;
- ★ are policy-linked, i.e. measure factors that governments can influence; and
- ★ have broad consistency in results from year to year.

The following indicators are measured by MCC in the three categories of *Ruling Justly*, *Investing in People*, and *Encouraging Economic Freedom*.

Ruling Justly

These indicators measure just and democratic governance, including a country's demonstrated commitment to promoting political pluralism, equality, and the rule of law; respecting human and civil rights; protecting private property rights; encouraging transparency and accountability of government; and combating corruption.

- ★ **Civil Liberties** – Independent experts rate countries on: freedom of expression; association and organizational rights; rule of law and human rights; and personal autonomy and economic rights, among other things. *Source: Freedom House*
- ★ **Political Rights** – Independent experts rate countries on: the prevalence of free and fair elections of officials with real power; the ability of citizens to form political parties that may compete fairly in elections; freedom from domination by the military, foreign powers, totalitarian parties, religious hierarchies and economic oligarchies; and the political rights of minority groups, among other things. *Source: Freedom House*
- ★ **Freedom of Information** – Measures the legal and practical steps taken by a government to enable or allow information to move freely through society; this includes measures of press freedom, national

MCC Investments

Countries partnering with MCC undertake an economic analysis and engage in a consultation process with their citizens and the private sector to discuss how they can best use MCC funding to overcome barriers to poverty reduction and stimulate economic growth. Many countries have identified improvements to roads, ports, and railroads as vital to improving access to markets, schools, and health clinics for their people. Other countries have proposed building industrial parks, trade schools, and small business centers, and making improvements to water and sanitation services. For others, land tenure and agriculture projects, micro-lending credit programs, and improvements to irrigation systems are identified as priorities to reduce rural poverty.

freedom of information laws, and the extent to which a country is filtering internet content or tools.

Source: Freedom House / Centre for Law and Democracy

- ★ **Government Effectiveness** – An index of surveys and expert assessments that rate countries on: the quality of public service provision; civil servants’ competency and independence from political pressures; and the government’s ability to plan and implement sound policies, among other things. *Source: World Bank/Brookings Institution’s Worldwide Governance Indicators*
- ★ **Rule of Law** – An index of surveys and expert assessments that rate countries on: the extent to which the public has confidence in and abides by the rules of society; the incidence and impact of violent and nonviolent crime; the effectiveness, independence, and predictability of the judiciary; the protection of property rights; and the enforceability of contracts, among other things. *Source: World Bank/Brookings Institution’s Worldwide Governance Indicators*
- ★ **Control of Corruption** – An index of surveys and expert assessments that rate countries on: “grand corruption” in the political arena; the frequency of petty corruption; the effects of corruption on the business environment; and the tendency of elites to engage in “state capture,” among other things. *Source: World Bank/Brookings Institution’s Worldwide Governance Indicators*

Investing in People

These indicators measure investments in the promotion of broad-based primary education, strengthened capacity to provide quality public health, the reduction of child mortality, and the sustainable management of natural resources.

- ★ **Public Expenditure on Health** – Total expenditures on health by government at all levels divided by gross domestic product (GDP). *Source: The World Health Organization (WHO)*
- ★ **Immunization Rates** – The average of DPT3 and measles immunization coverage rates for the most recent year available. *Source: WHO and the United Nations Children’s Fund (UNICEF)*
- ★ **Public Expenditure on Primary Education** – Total expenditures on primary education by government at all levels divided by GDP. *Source: The United Nations Educational, Scientific and Cultural Organization (UNESCO) Institute of Statistics and National Governments*
- ★ **Girls’ Primary Completion Rate** – The number of female students enrolled in the last grade of primary education minus repeaters divided by the population in the relevant age cohort (gross intake ratio in the last grade of primary). *Source: UNESCO Institute of Statistics and National Governments*
- ★ **Girls’ Secondary Education** – The number of female pupils enrolled in lower secondary school, regardless of age, expressed as a percentage of the population of females in the theoretical age group for lower secondary education. Lower middle income countries (LMICs) will be assessed on this indicator instead of Girls Primary Completion Rates. *Source: UNESCO Institute of Statistics and National Governments*
- ★ **Natural Resource Protection** – Assesses whether countries are protecting up to 17 percent of all their biomes (e.g., deserts, tropical rainforests, grasslands, savannas and tundra). *Source: The Center for International Earth Science Information Network and the Yale Center for Environmental Law and Policy*
- ★ **Child Health** – An index made up of three indicators: access to improved water, access to improved sanitation, and child (ages 1-4) mortality. *Source: The Center for International Earth Science Information Network and the Yale Center for Environmental Law and Policy*

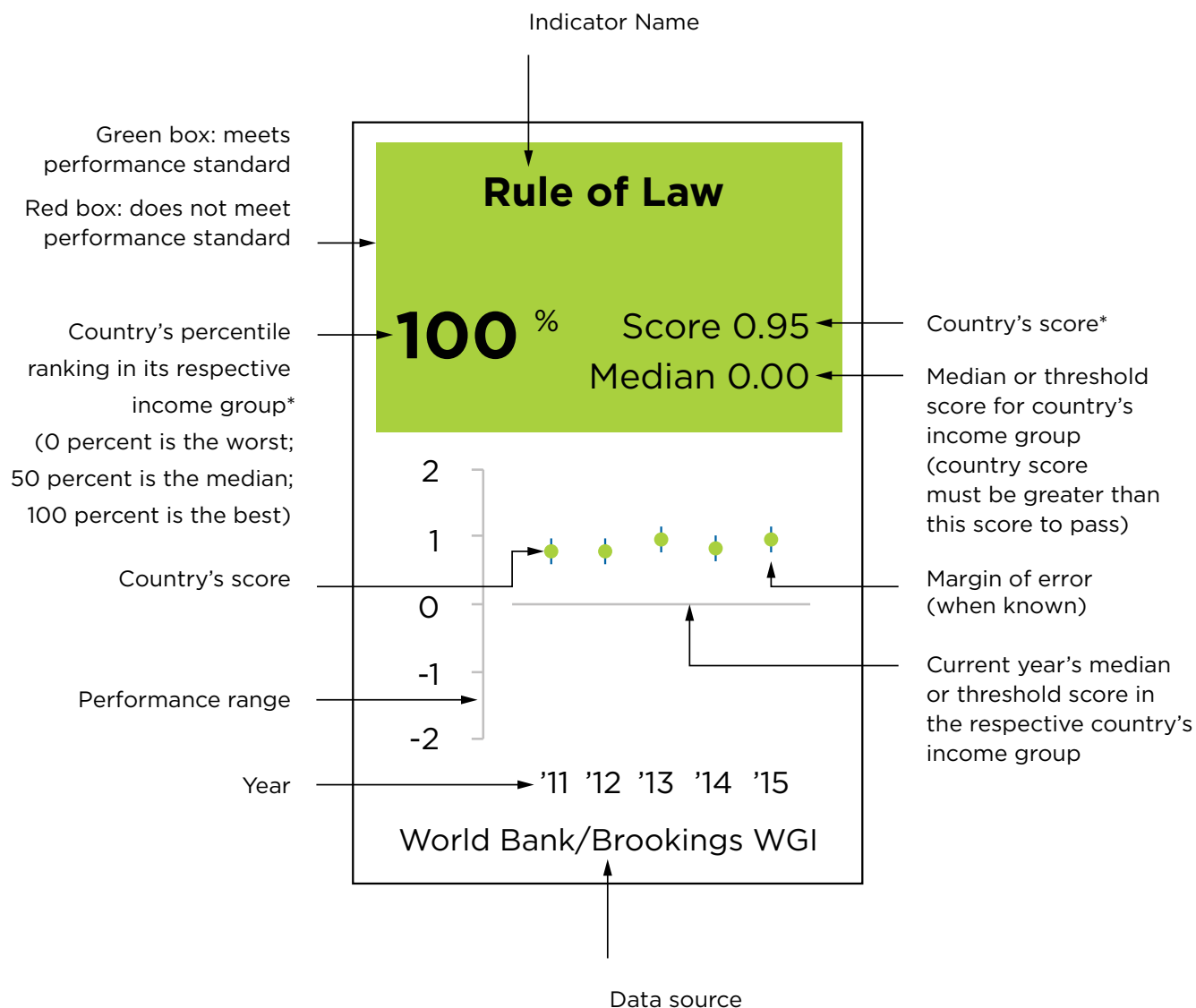
Encouraging Economic Freedom

These indicators measure the extent to which a government encourages economic freedom, including a demonstrated commitment to economic policies that: encourage individuals and firms to participate in global trade and international capital markets, promote private sector growth and the sustainable management of natural resources, and strengthen market forces in the economy.

- ★ **Inflation** – The most recent average annual change in consumer prices. *Source: The International Monetary Fund's (IMF) World Economic Outlook Database*
- ★ **Fiscal Policy** – General government net lending/borrowing as a percent of GDP, averaged over a three-year period. Net lending/borrowing is calculated as revenue minus total expenditure. *Source: The IMF's World Economic Outlook Database*
- ★ **Business Start-Up** – An index that rates countries on the time and cost of complying with all procedures officially required for an entrepreneur to start up and formally operate an industrial or commercial business. *Source: International Finance Corporation*
- ★ **Trade Policy** – A measure of a country's openness to international trade based on weighted average tariff rates and non-tariff barriers to trade. *Source: The Heritage Foundation's Index of Economic Freedom*
- ★ **Regulatory Quality** – An index of surveys and expert assessments that rate countries on: the burden of regulations on business; price controls; the government's role in the economy; and foreign investment regulation, among other areas. *Source: World Bank/Brookings Institution's Worldwide Governance Indicators*
- ★ **Land Rights and Access** – An index that rates countries on the extent to which the institutional, legal, and market frameworks provide secure land tenure and equitable access to land in rural areas, and the time and cost of property registration in urban and peri-urban areas. *Source: International Fund for Agricultural Development and International Finance Corporation*
- ★ **Access to Credit** – An index that rates countries on rules and practices affecting the coverage, scope and accessibility of credit information available through either a public credit registry or a private credit bureau; as well as legal rights in collateral laws and bankruptcy laws. *Source: International Finance Corporation*
- ★ **Gender in the Economy** – An index that measures the extent to which laws provide men and women equal capacity to generate income or participate in the economy, including the capacity to get a job, register a business, sign a contract, open a bank account, choose where to live, and travel freely. *Source: International Finance Corporation*
- * **Special Note: new methodology to be used from FY 2019 forward**– The Gender in the Economy indicator will be updated starting in FY 2019 by including additional questions from the indicator institution. This will produce an expanded index that not only measures the extent to which laws provide women equal capacity to participate in the economy, but also measures legal equality in getting a job, owning property, going to court, and being protected from violence. While this new version of the indicator will be used formally beginning in FY 2019, an annex appears at the end of this scorebook to show how countries will perform under this new approach.

Reading the Scores—A Reference Guide

Every year each MCC candidate country receives a scorecard assessing performance in three policy categories: *Ruling Justly*, *Investing in People*, and *Encouraging Economic Freedom*.



For more information regarding the MCC Selection Process and these indicators, please visit MCC's website at www.mcc.gov/selection

*For the Political Rights, Civil Liberties, Inflation, and Immunization Rates (for LMICs only) indicators, the score and percent ranking are reversed due to those indicators operating on a minimum or maximum-score system rather than a median-based system.

Part 1: Low Income Country Scorecards



Afghanistan FY18

Population 34,656,000

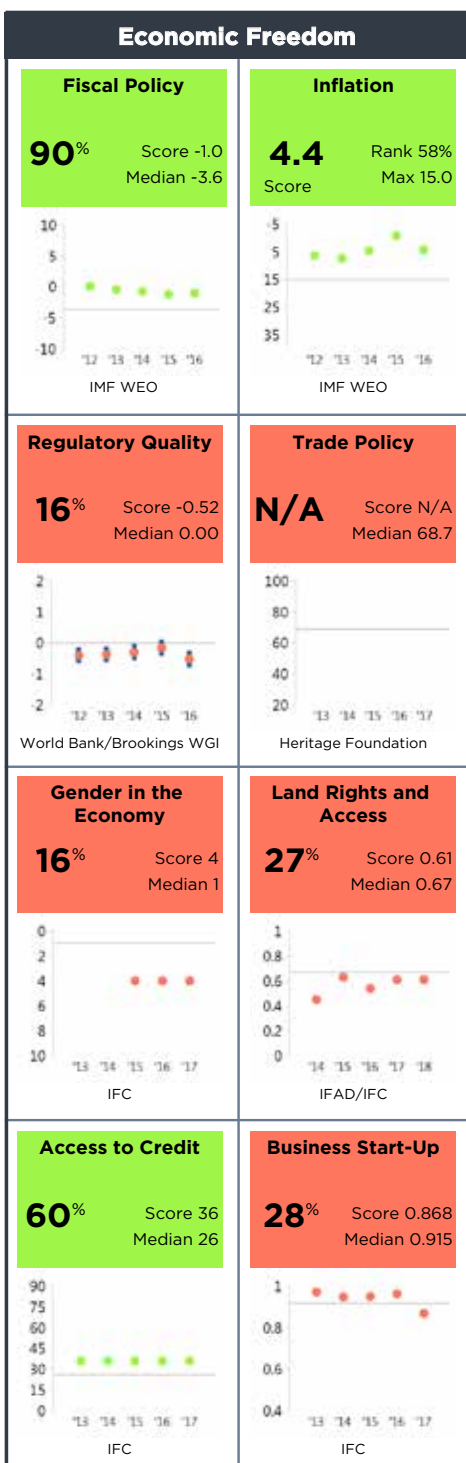
GNI/Cap \$580 (LIC)

Half Scorecard Passed X

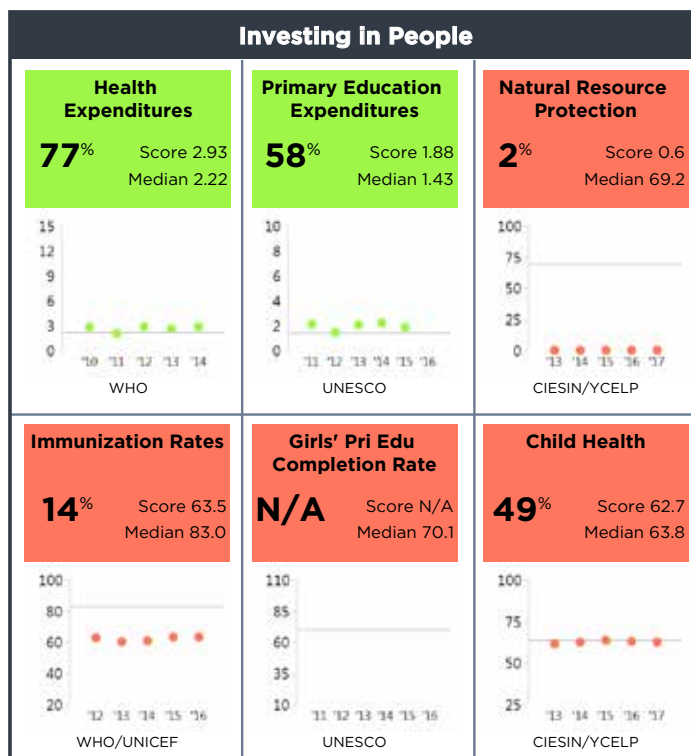
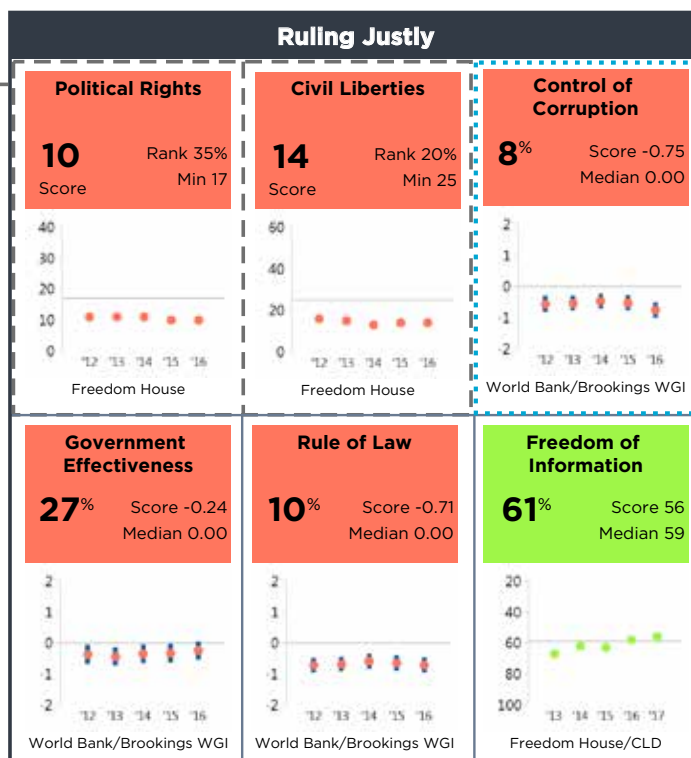
Control of Corruption X

Democratic Rights X

Afghanistan



For more information regarding the Millennium Challenge Account Selection Process and these indicators, please consult MCC's website www.mcc.gov/selection



Bangladesh FY18

Population 162,952,000

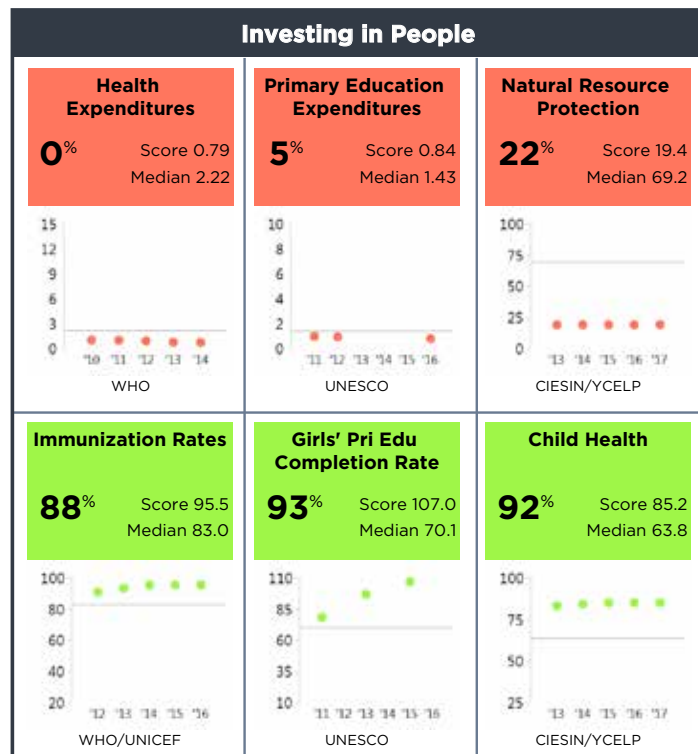
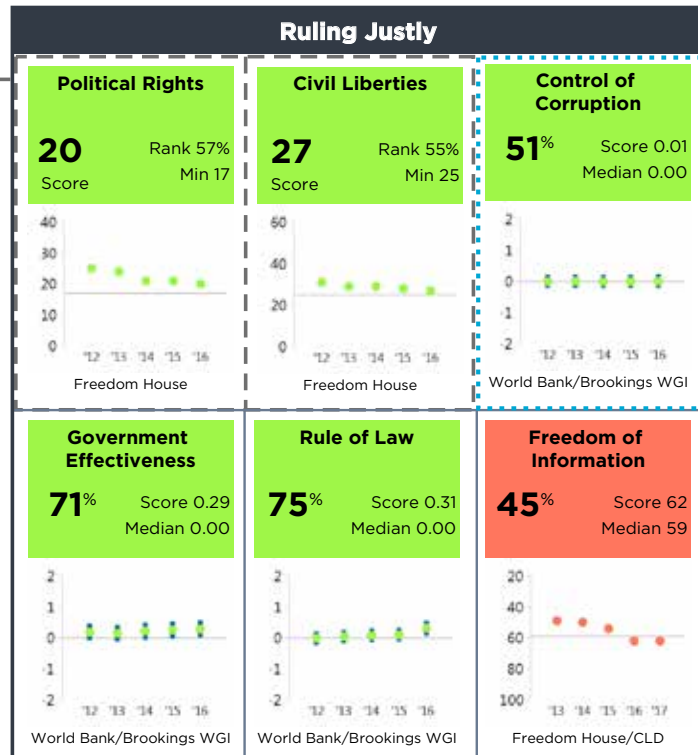
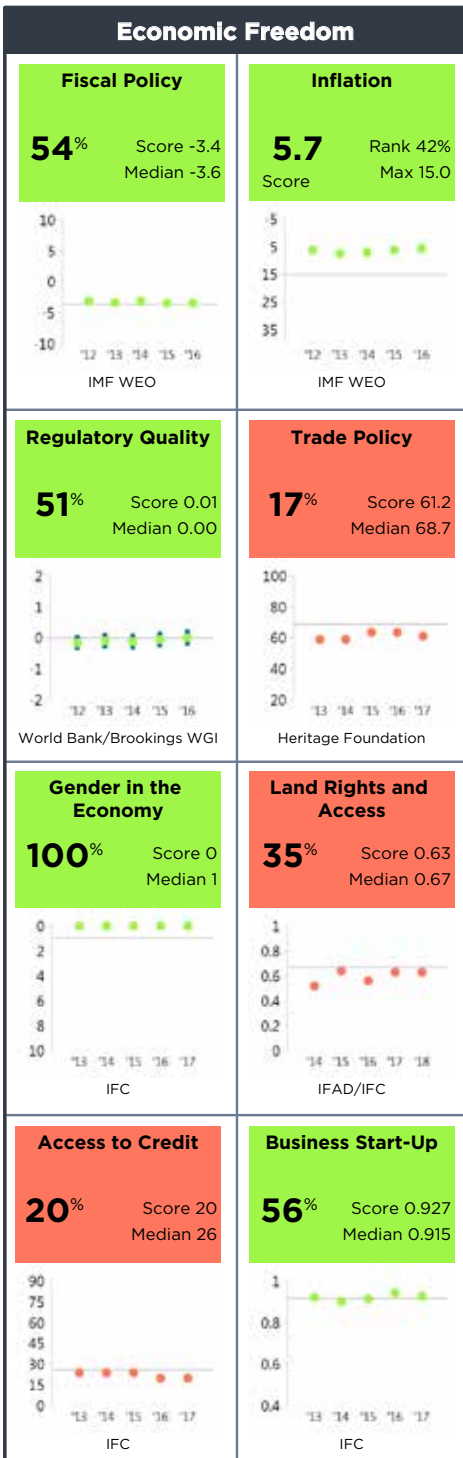
GNI/Cap \$1,330 (LIC)

Half Scorecard Passed ✓

Control of Corruption ✓

Democratic Rights ✓

Bangladesh



For more information regarding the Millennium Challenge Account Selection Process and these indicators, please consult MCC's website www.mcc.gov/selection

Benin FY18

Population 10,872,000

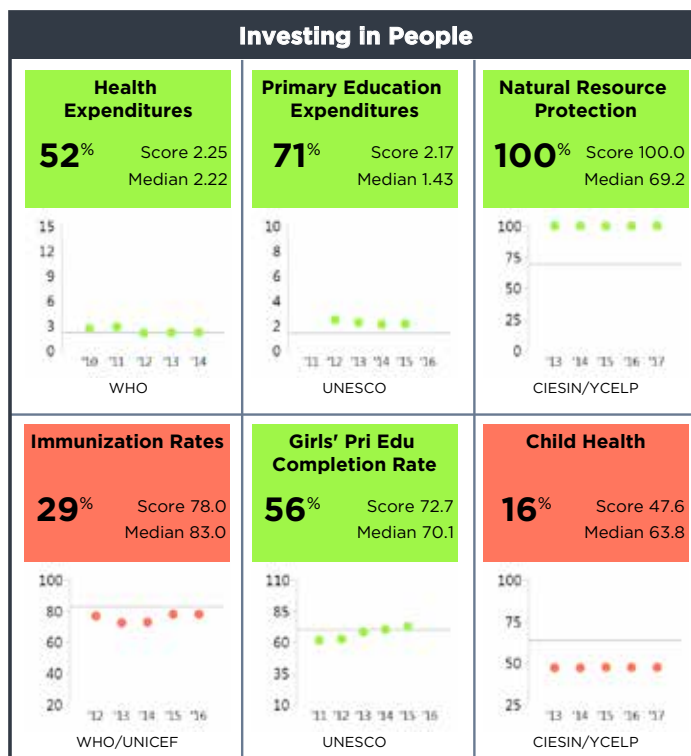
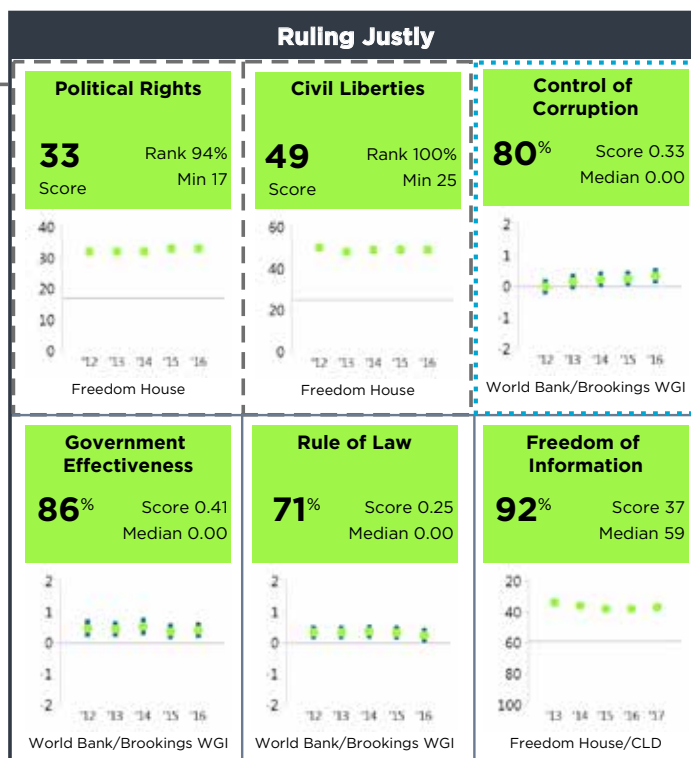
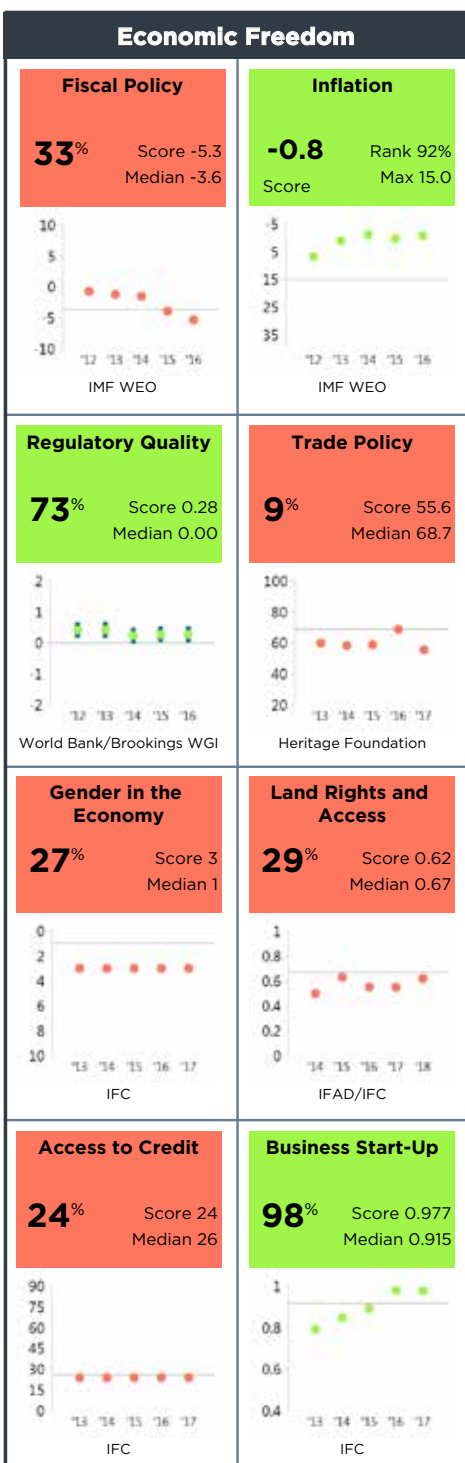
GNI/Cap \$820 (LIC)

Half Scorecard Passed ✓

Control of Corruption ✓

Democratic Rights ✓

Benin



For more information regarding the Millennium Challenge Account Selection Process and these indicators, please consult MCC's website www.mcc.gov/selection

Burkina Faso FY18

Population 18,646,000

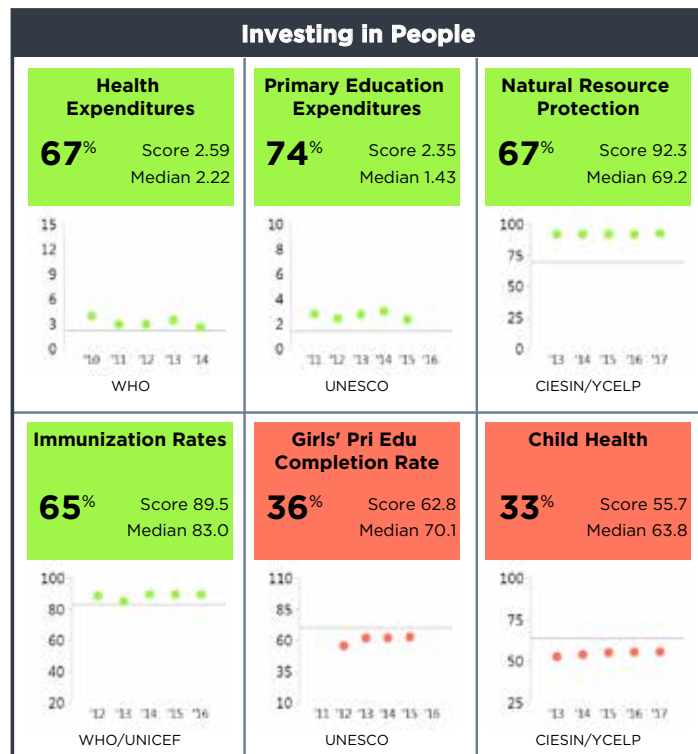
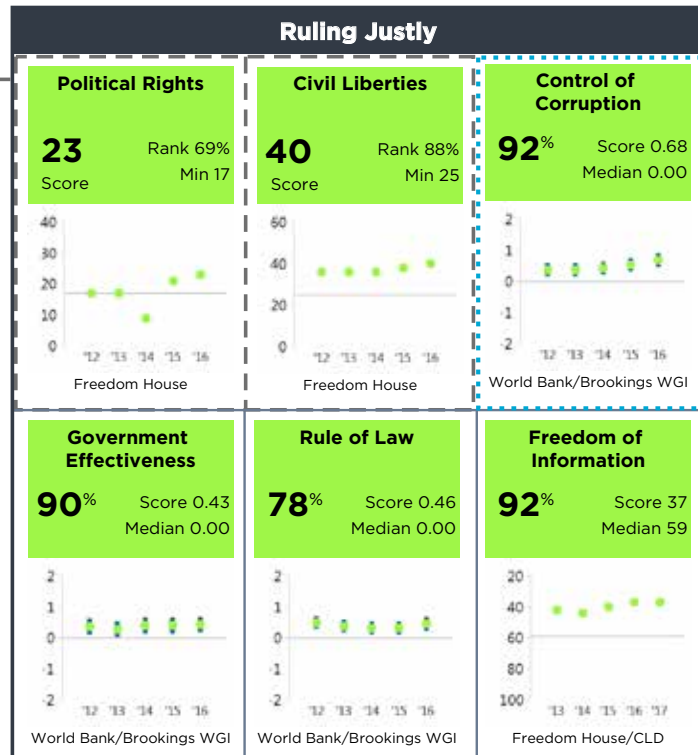
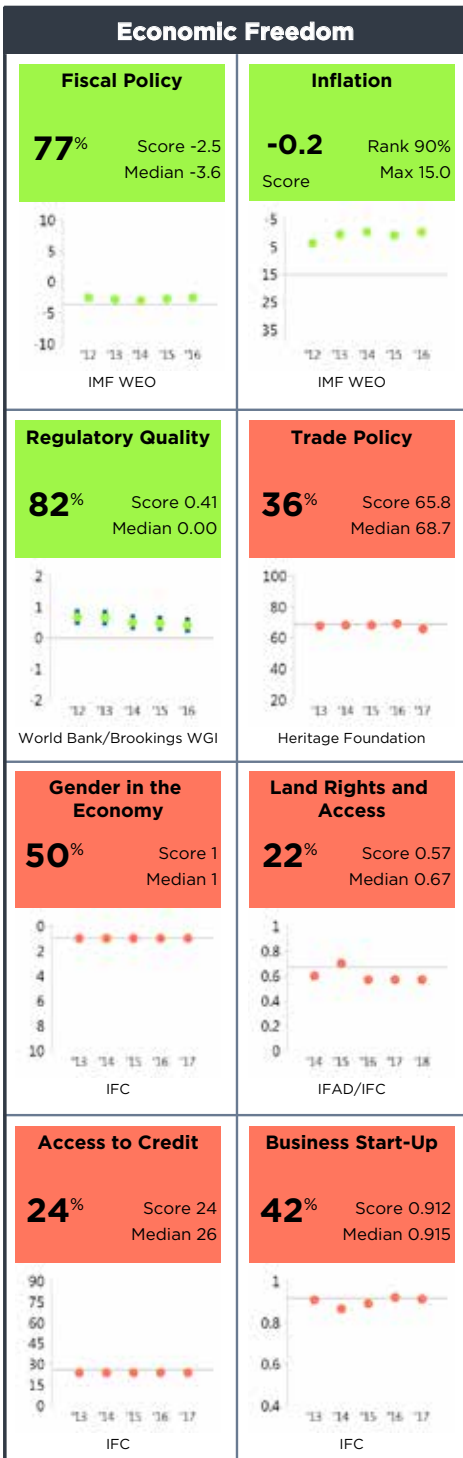
GNI/Cap \$640 (LIC)

Half Scorecard Passed ✓

Control of Corruption ✓

Democratic Rights ✓

Burkina Faso



For more information regarding the Millennium Challenge Account Selection Process and these indicators, please consult MCC's website www.mcc.gov/selection

Burma FY18

Population 52,885,000

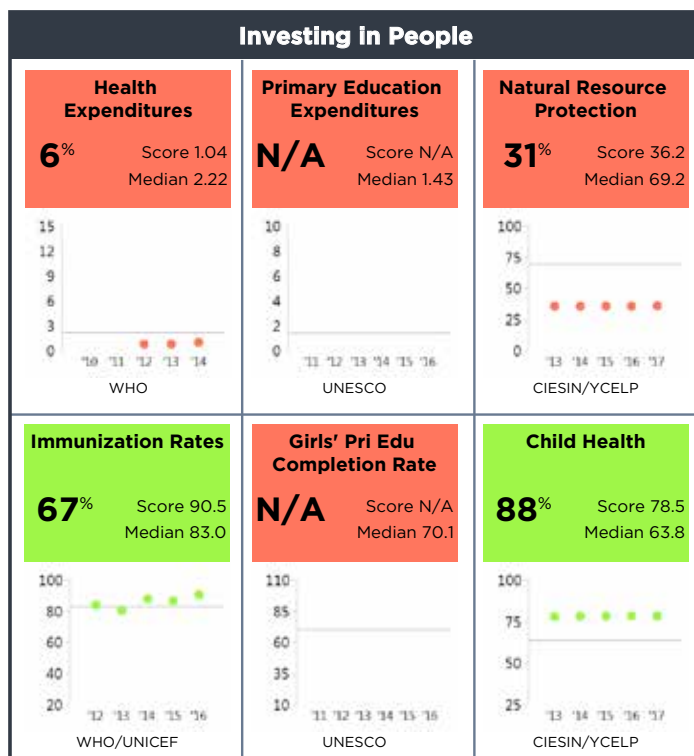
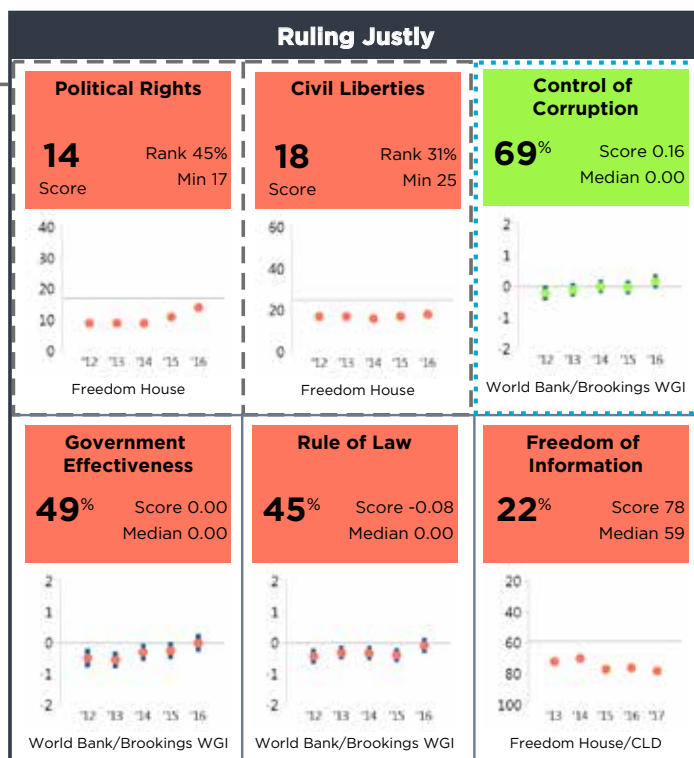
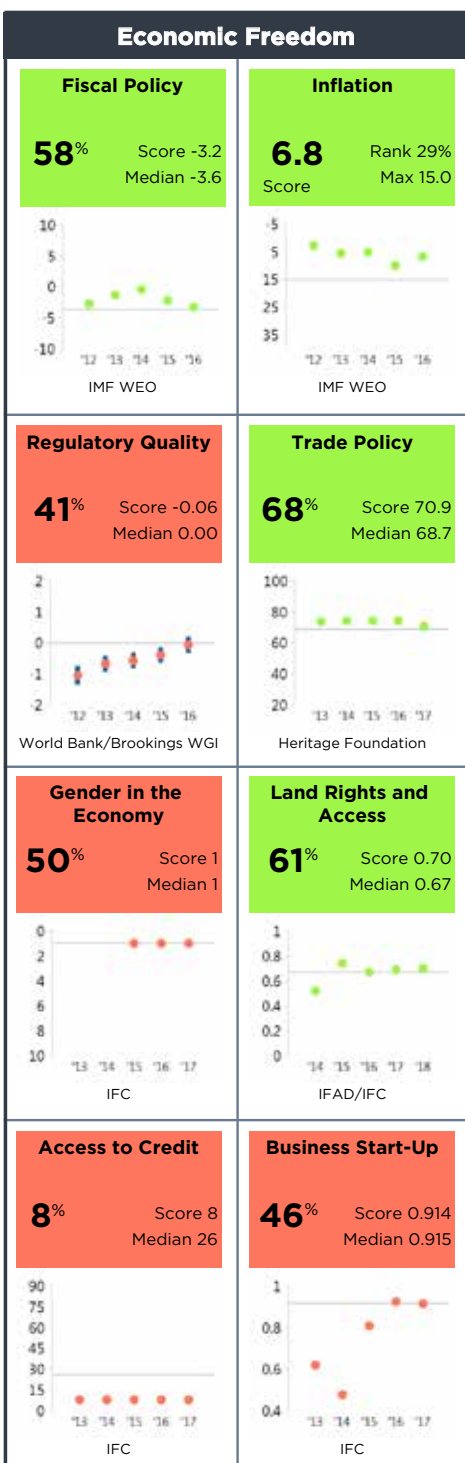
GNI/Cap \$1,190 (LIC)

Half Scorecard Passed X

Control of Corruption ✓

Democratic Rights X

Burma



For more information regarding the Millennium Challenge Account Selection Process and these indicators, please consult MCC's website www.mcc.gov/selection

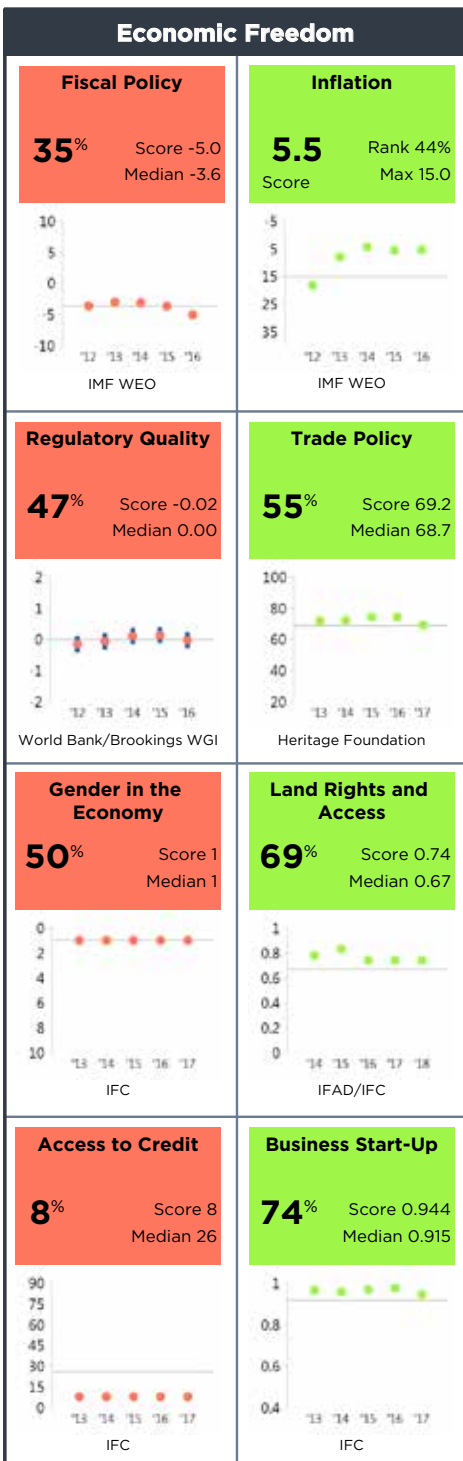
Burundi FY18

Population 10,524,000

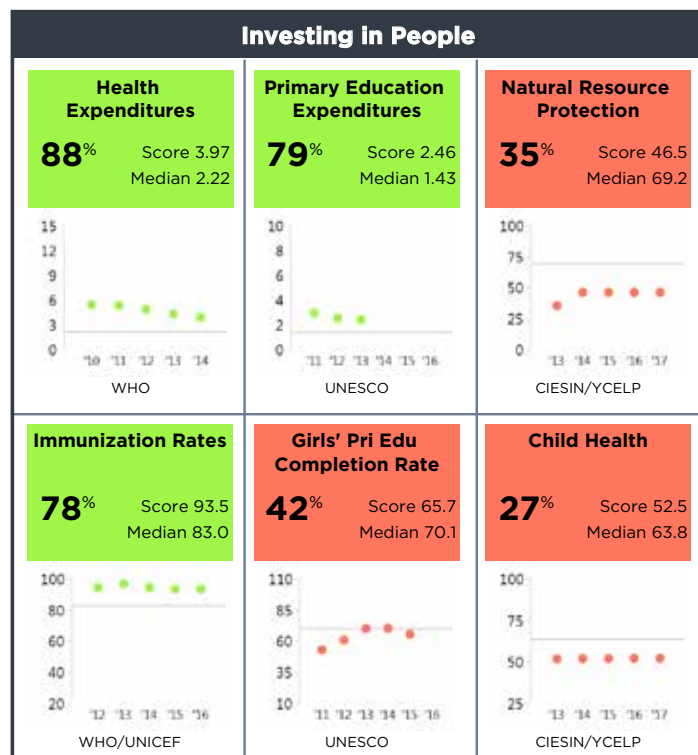
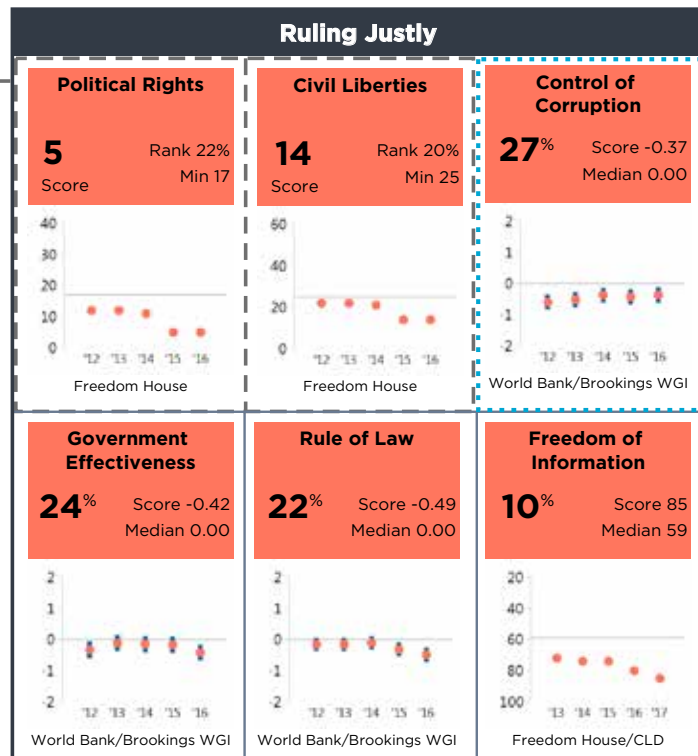
GNI/Cap \$280 (LIC)

Half Scorecard Passed **X**Control of Corruption **X**Democratic Rights **X**

Burundi



For more information regarding the Millennium Challenge Account Selection Process and these indicators, please consult MCC's website www.mcc.gov/selection



Cambodia FY18

Population 15,762,000
GNI/Cap \$1,140 (LIC)

Half Scorecard Passed ☒

Control of Corruption ☐


Democratic Rights ☐

Cambodia

Economic Freedom

Fiscal Policy

83% Score -1.8
Median -3.6




Inflation

3.0 Rank 62%
Score Max 15.0




Regulatory Quality

78% Score 0.34
Median 0.00



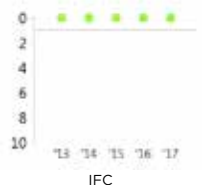
Trade Policy

100% Score 80.3
Median 68.7



Gender in the Economy

100% Score 0
Median 1



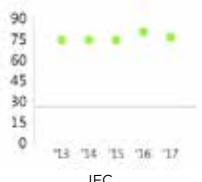
Land Rights and Access

71% Score 0.75
Median 0.67



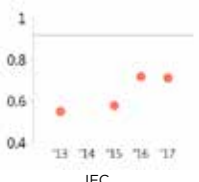
Access to Credit

92% Score 76
Median 26



Business Start-Up

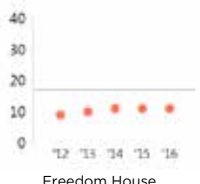
10% Score 0.712
Median 0.915



Ruling Justly

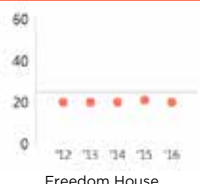
Political Rights

11 Rank 37%
Score Min 17



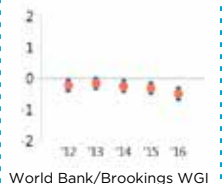
Civil Liberties

20 Rank 35%
Score Min 25



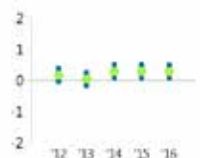
Control of Corruption

20% Score -0.49
Median 0.00



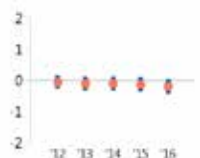
Government Effectiveness

69% Score 0.28
Median 0.00



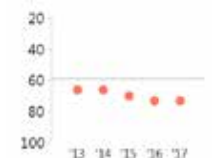
Rule of Law

33% Score -0.19
Median 0.00



Freedom of Information

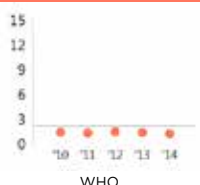
27% Score 73
Median 59



Investing in People

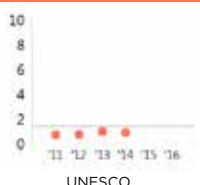
Health Expenditures

13% Score 1.25
Median 2.22



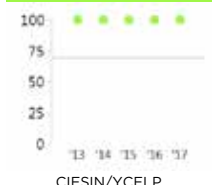
Primary Education Expenditures

11% Score 0.92
Median 1.43



Natural Resource Protection

100% Score 100.0
Median 69.2



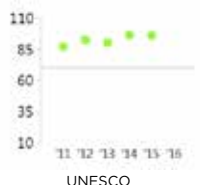
Immunization Rates

57% Score 85.5
Median 83.0



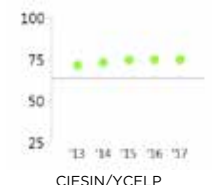
Girls' Pri Edu Completion Rate

84% Score 95.9
Median 70.1



Child Health

75% Score 75.0
Median 63.8



For more information regarding the Millennium Challenge Account Selection Process and these indicators, please consult MCC's website www.mcc.gov/selection

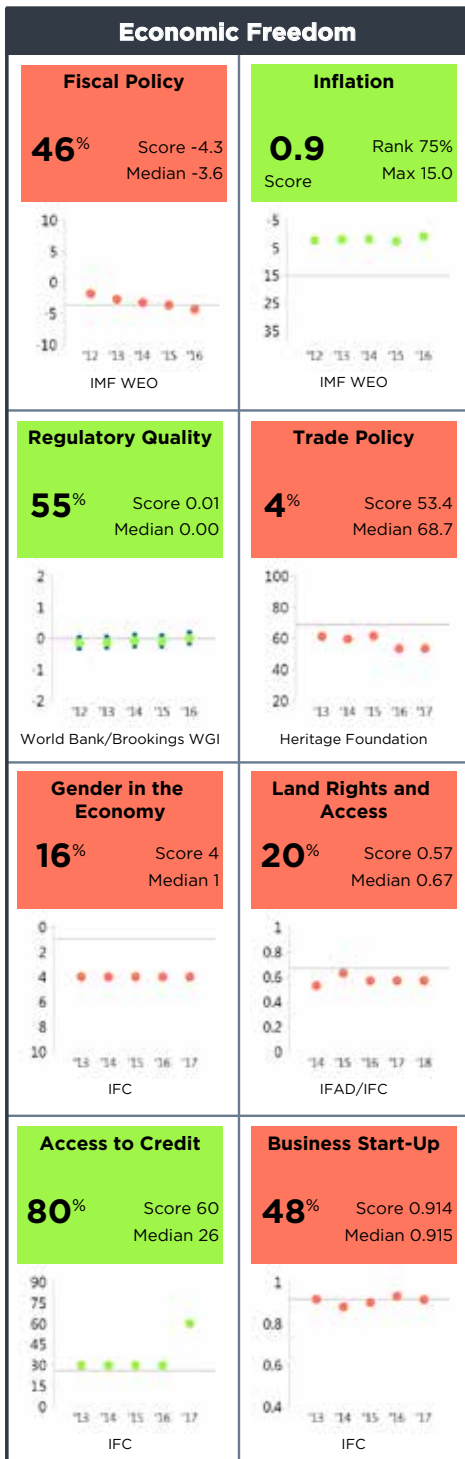
Cameroon FY18

Population 23,439,000

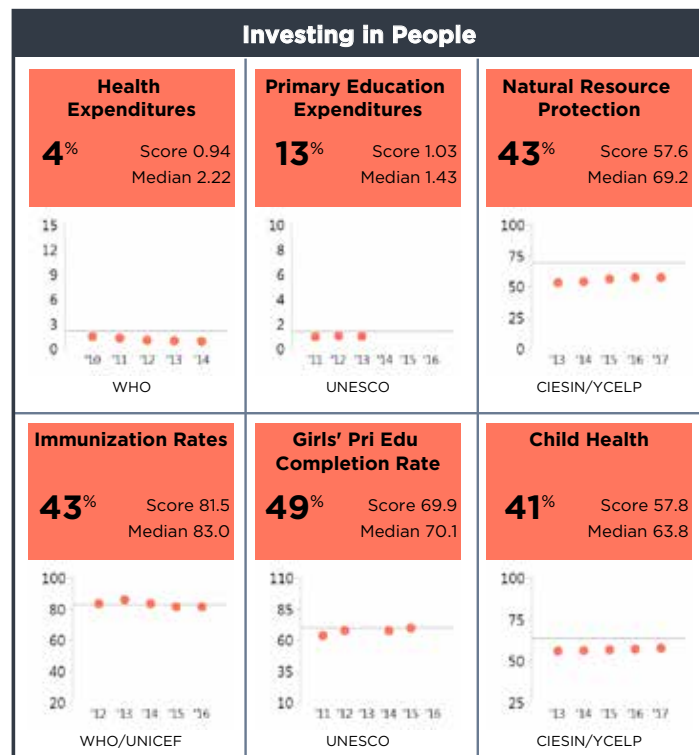
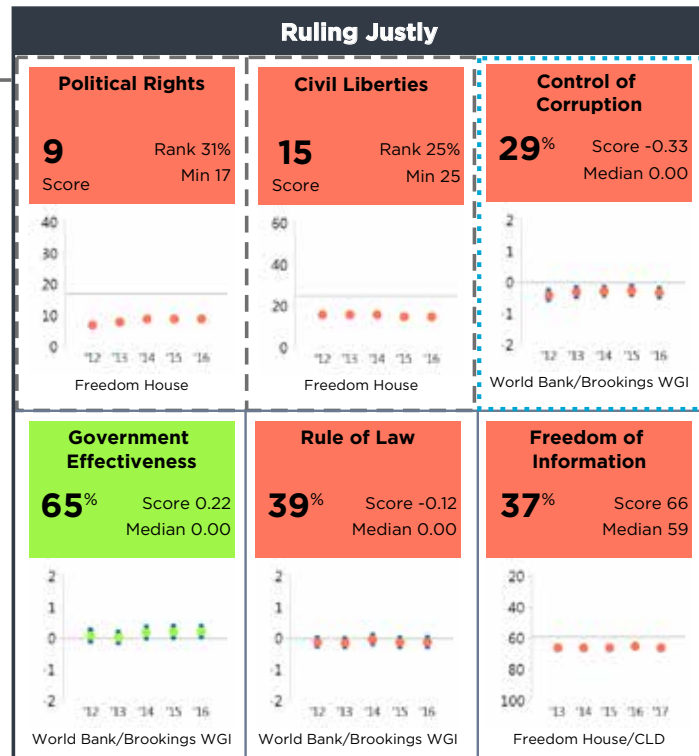
GNI/Cap \$1,200 (LIC)

Half Scorecard Passed **X**Control of Corruption **X**Democratic Rights **X**

Cameroon



For more information regarding the Millennium Challenge Account Selection Process and these indicators, please consult MCC's website www.mcc.gov/selection



Central African Republic FY18

Population 4,595,000

GNI/Cap \$370 (LIC)

Half Scorecard Passed X

Control of Corruption X

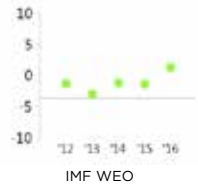
Democratic Rights X

Central African Republic

Economic Freedom

Fiscal Policy

98% Score 1.3
Median -3.6



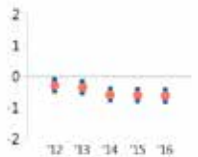
Inflation

4.6 Rank 54%
Score Max 15.0



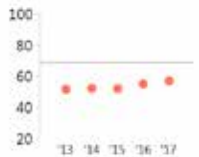
Regulatory Quality

14% Score -0.62
Median 0.00



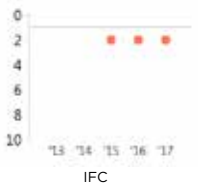
Trade Policy

13% Score 57.2
Median 68.7



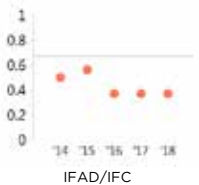
Gender in the Economy

43% Score 2
Median 1



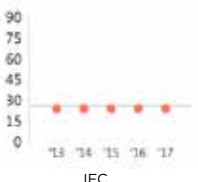
Land Rights and Access

4% Score 0.37
Median 0.67



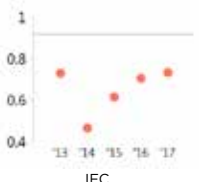
Access to Credit

24% Score 24
Median 26



Business Start-Up

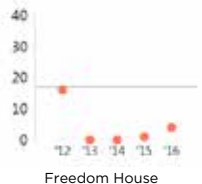
12% Score 0.733
Median 0.915



Ruling Justly

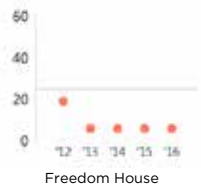
Political Rights

4 Rank 14%
Score Min 17



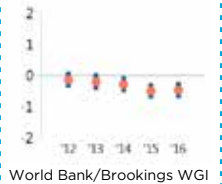
Civil Liberties

6 Rank 8%
Score Min 25



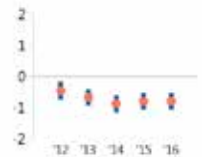
Control of Corruption

24% Score -0.47
Median 0.00



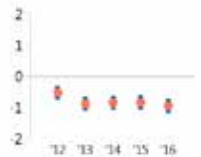
Government Effectiveness

10% Score -0.79
Median 0.00



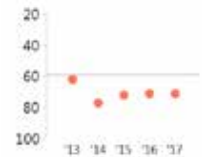
Rule of Law

4% Score -0.94
Median 0.00



Freedom of Information

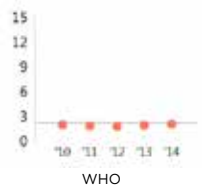
31% Score 71
Median 59



Investing in People


Health Expenditures

46% Score 2.06
Median 2.22



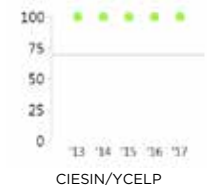
Primary Education Expenditures

N/A Score N/A
Median 1.43



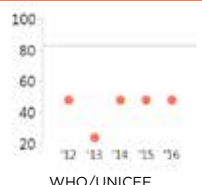
Natural Resource Protection

100% Score 100.0
Median 69.2



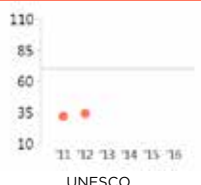
Immunization Rates

4% Score 48.0
Median 83.0



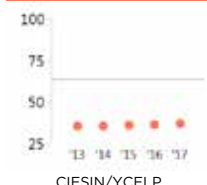
Girls' Pri Edu Completion Rate

4% Score 34.5
Median 70.1



Child Health

6% Score 37.2
Median 63.8



For more information regarding the Millennium Challenge Account Selection Process and these indicators, please consult MCC's website www.mcc.gov/selection

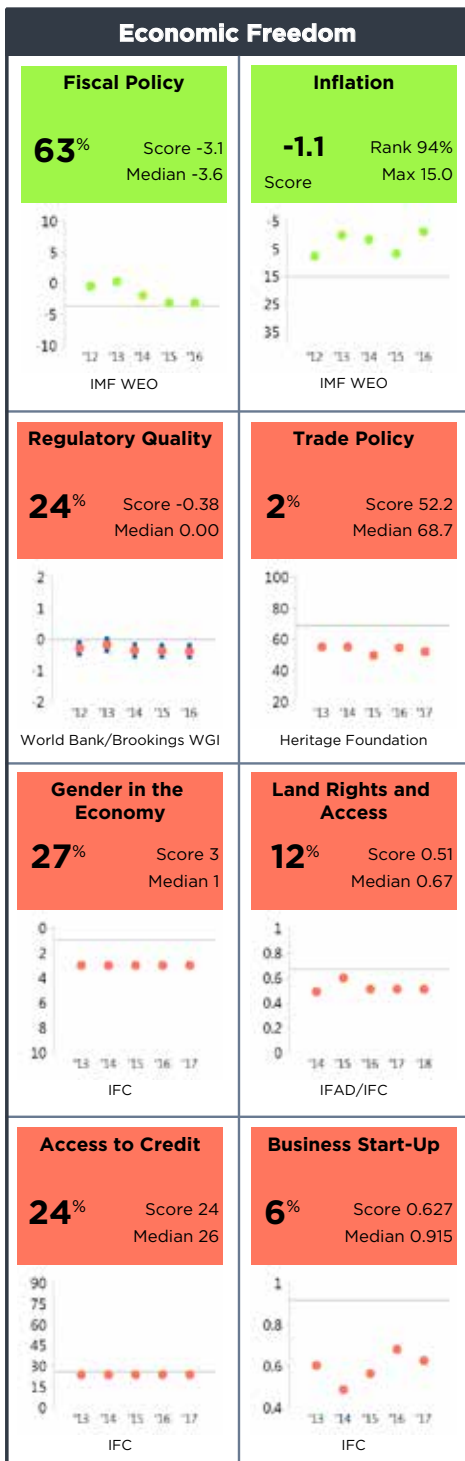
Chad FY18

Population 14,453,000

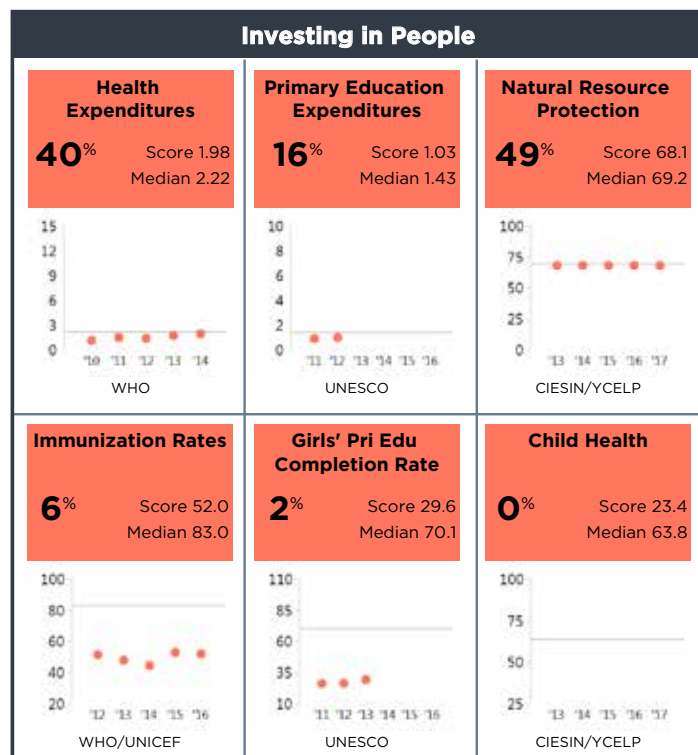
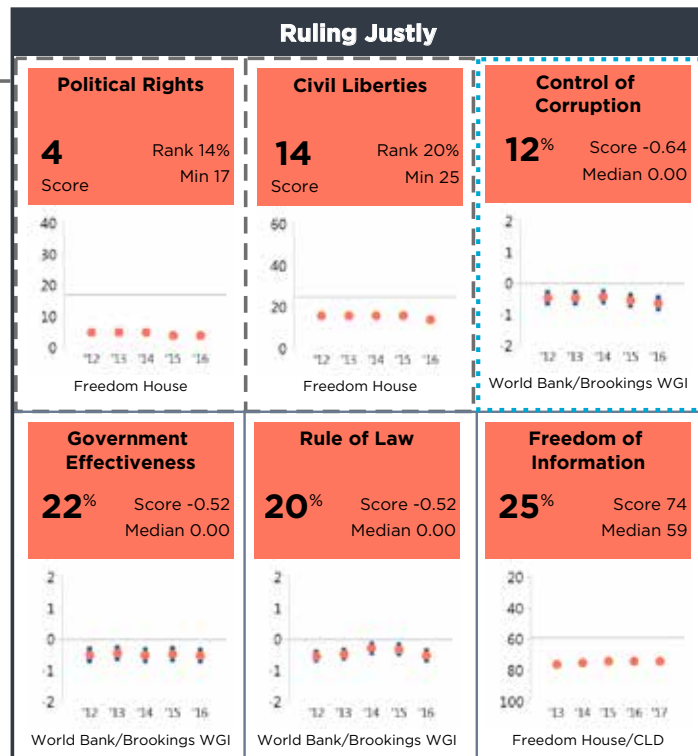
GNI/Cap \$720 (LIC)

Half Scorecard Passed **X**Control of Corruption **X**Democratic Rights **X**

Chad



For more information regarding the Millennium Challenge Account Selection Process and these indicators, please consult MCC's website www.mcc.gov/selection



Comoros FY18

Population 796,000

GNI/Cap \$760 (LIC)

Half Scorecard Passed ✓

Control of Corruption ✓

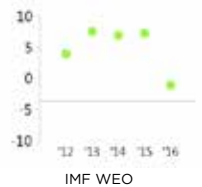
Democratic Rights ✓

Comoros

Economic Freedom

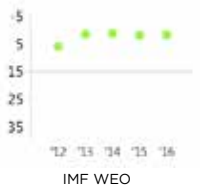
Fiscal Policy

88% Score -1.1
Median -3.6



Inflation

1.8 Rank 69%
Score Max 15.0



Regulatory Quality

31% Score -0.24
Median 0.00



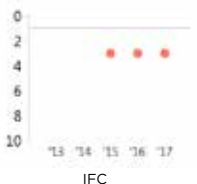
Trade Policy

85% Score 74.9
Median 68.7



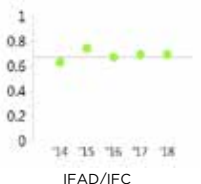
Gender in the Economy

27% Score 3
Median 1



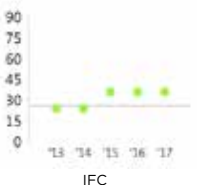
Land Rights and Access

59% Score 0.69
Median 0.67



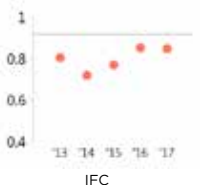
Access to Credit

60% Score 36
Median 26



Business Start-Up

22% Score 0.847
Median 0.915



Ruling Justly

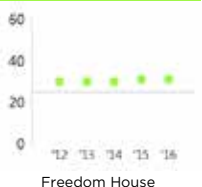
Political Rights

24 Rank 73%
Score Min 17



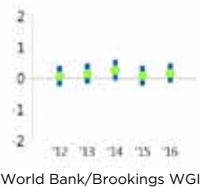
Civil Liberties

31 Rank 67%
Score Min 25



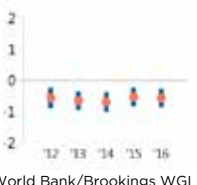
Control of Corruption

73% Score 0.17
Median 0.00



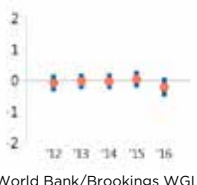
Government Effectiveness

18% Score -0.56
Median 0.00



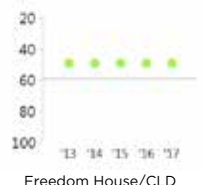
Rule of Law

31% Score -0.22
Median 0.00



Freedom of Information

73% Score 49
Median 59



Investing in People

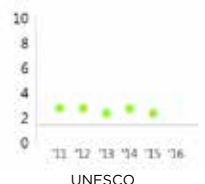
Health Expenditures

50% Score 2.22
Median 2.22



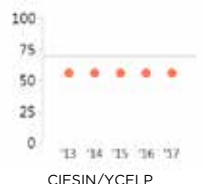
Primary Education Expenditures

76% Score 2.37
Median 1.43



Natural Resource Protection

41% Score 55.8
Median 69.2



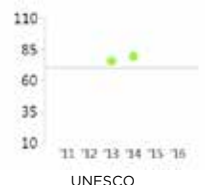
Immunization Rates

86% Score 95.0
Median 83.0



Girls' Pri Edu Completion Rate

64% Score 79.2
Median 70.1



Child Health

55% Score 65.8
Median 63.8



For more information regarding the Millennium Challenge Account Selection Process and these indicators, please consult MCC's website www.mcc.gov/selection

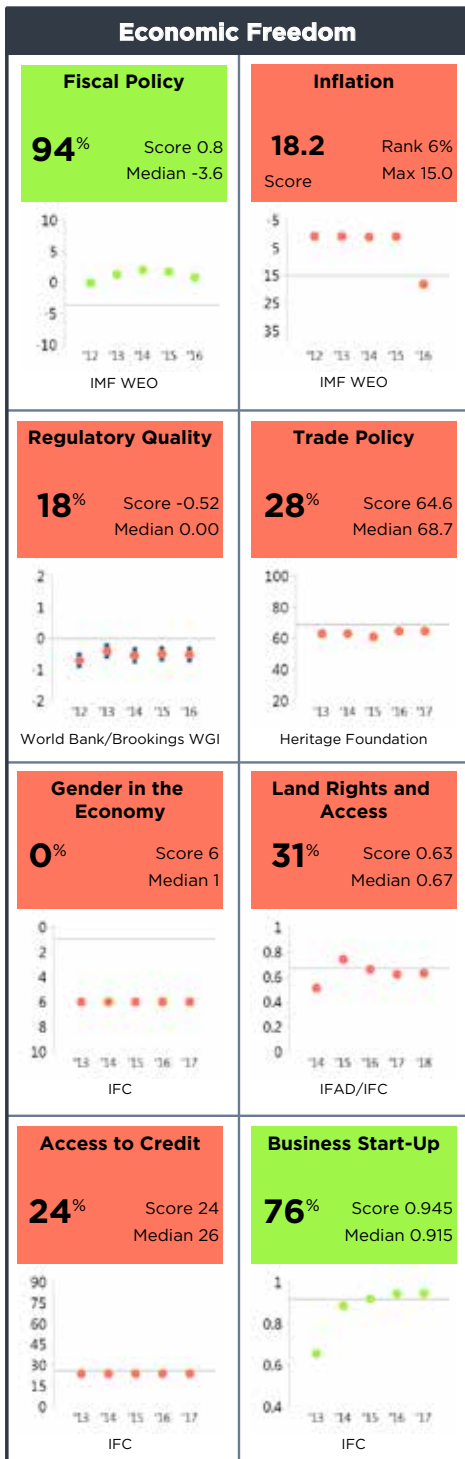
Congo, Dem. Rep. FY18

Population 78,736,000

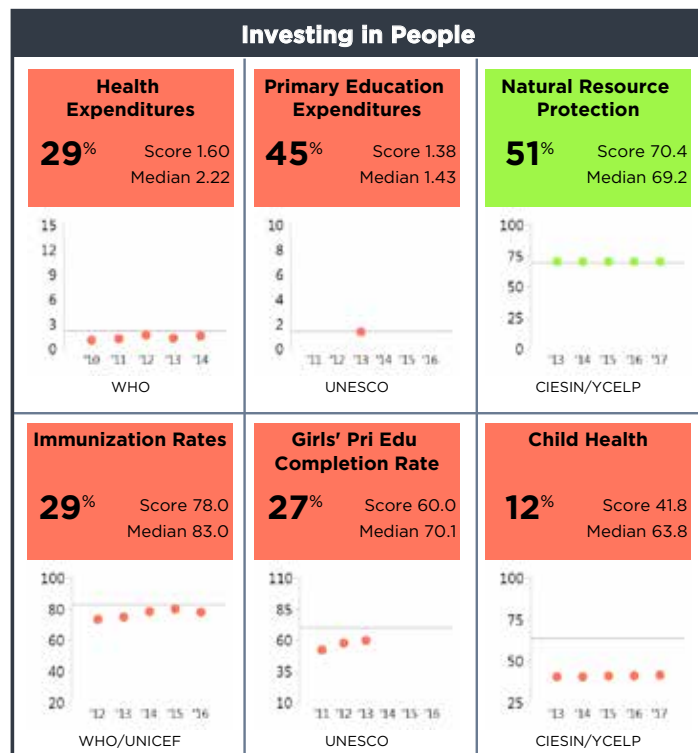
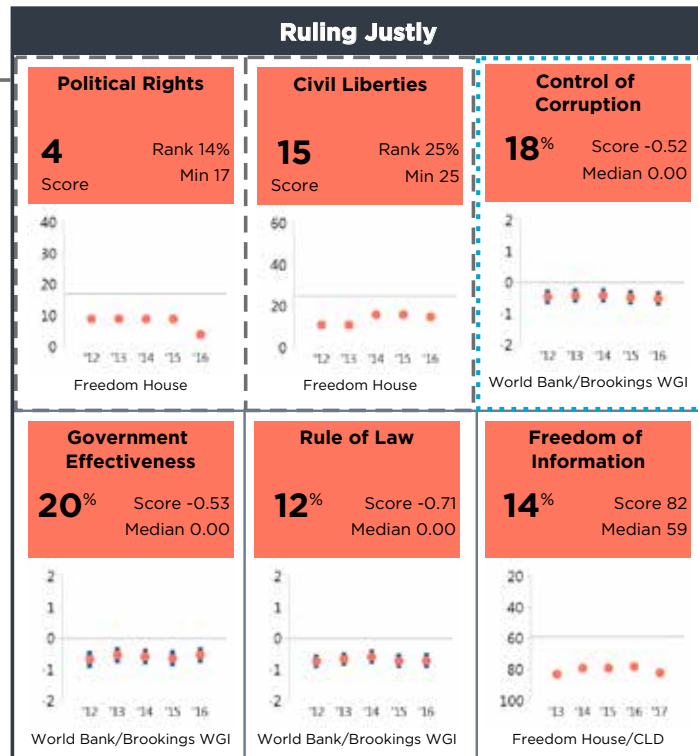
GNI/Cap \$420 (LIC)

Half Scorecard Passed **X**Control of Corruption **X**Democratic Rights **X**

Dem. Republic of Congo



For more information regarding the Millennium Challenge Account Selection Process and these indicators, please consult MCC's website www.mcc.gov/selection



Congo, Rep. FY18

Population 5,126,000

GNI/Cap \$1,710 (LIC)

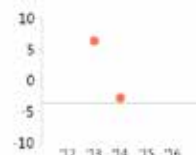
Half Scorecard Passed **X**Control of Corruption **X**Democratic Rights **X**

Republic of Congo

Economic Freedom

Fiscal Policy

0% Score -22.0
Median -3.6



IMF WEO

Inflation


3.6 Score Rank 60%
Max 15.0



IMF WEO

Regulatory Quality

25% Score -0.36
Median 0.00



World Bank/Brookings WGI

Trade Policy

26% Score 61.9
Median 68.7



Heritage Foundation

Gender in the Economy

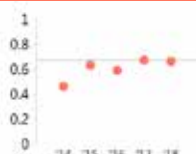
27% Score 3
Median 1



IFC

Land Rights and Access

49% Score 0.66
Median 0.67



IFAD/IFC

Access to Credit

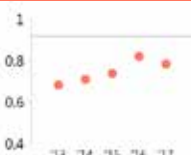
54% Score 30
Median 26



IFC

Business Start-Up

18% Score 0.784
Median 0.915



IFC

Ruling Justly

Political Rights

5 Score Rank 22%
Min 17



Freedom House

Civil Liberties

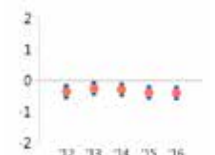
22 Score Rank 41%
Min 25



Freedom House

Control of Corruption

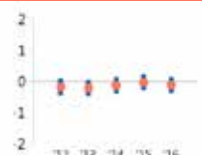
25% Score -0.40
Median 0.00



World Bank/Brookings WGI

Government Effectiveness

35% Score -0.12
Median 0.00



World Bank/Brookings WGI

Rule of Law

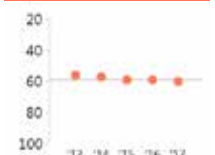
37% Score -0.14
Median 0.00



World Bank/Brookings WGI

Freedom of Information

47% Score 60
Median 59

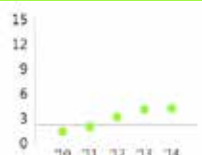


Freedom House/CLD

Investing in People

Health Expenditures

90% Score 4.21
Median 2.22



WHO

Primary Education Expenditures

N/A Score N/A
Median 1.43



UNESCO

Natural Resource Protection

100% Score 100.0
Median 69.2



CIESIN/YCERP

Immunization Rates

37% Score 80.0
Median 83.0



WHO/UNICEF

Girls' Pri Edu Completion Rate

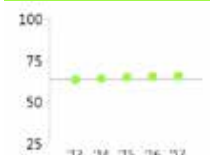
62% Score 78.7
Median 70.1



UNESCO

Child Health

57% Score 65.8
Median 63.8



CIESIN/YCERP

For more information regarding the Millennium Challenge Account Selection Process and these indicators, please consult MCC's website www.mcc.gov/selection

Côte d'Ivoire FY18

Population 23,696,000

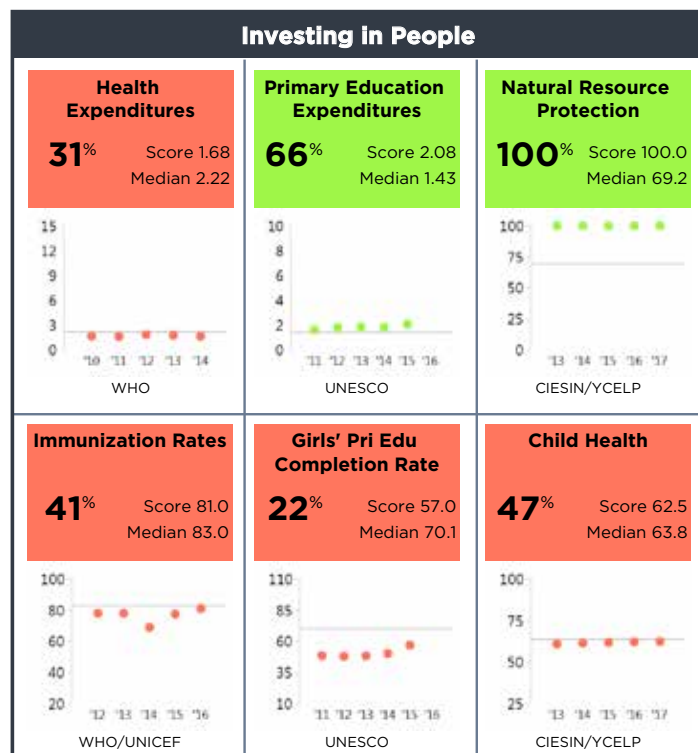
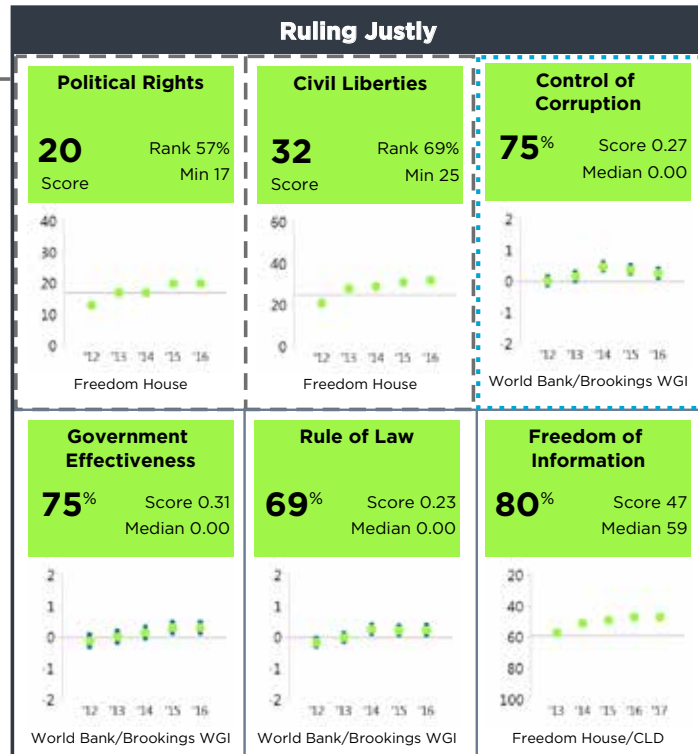
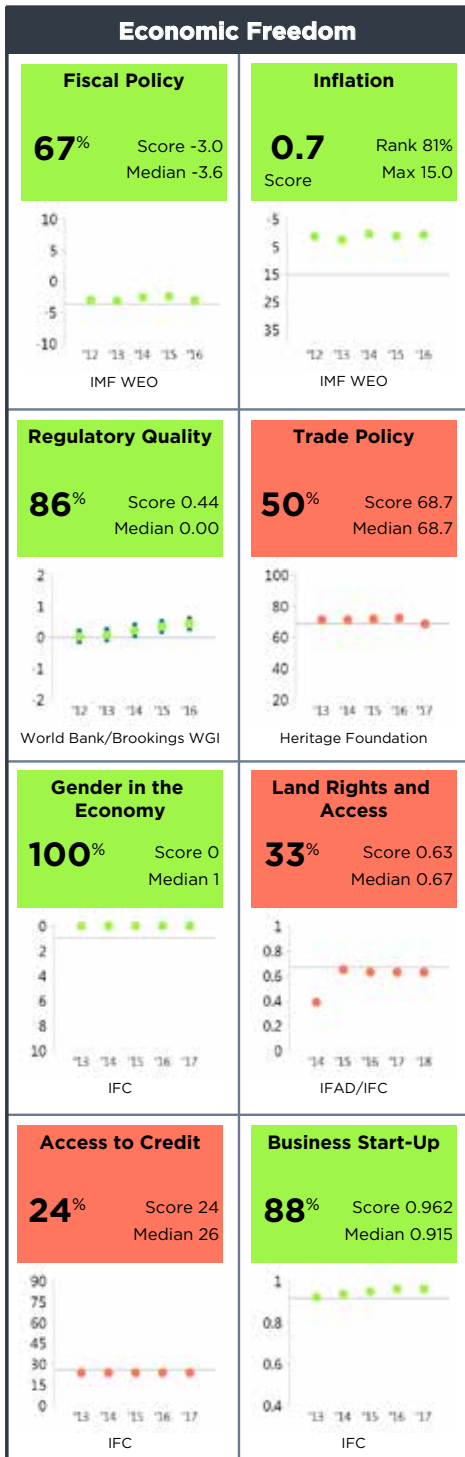
GNI/Cap \$1,520 (LIC)

Half Scorecard Passed ✓

Control of Corruption ✓

Democratic Rights ✓

Côte d'Ivoire



For more information regarding the Millennium Challenge Account Selection Process and these indicators, please consult MCC's website www.mcc.gov/selection

Djibouti FY18

Population 942,000

GNI/Cap (LIC)

Half Scorecard Passed X

Control of Corruption ✓

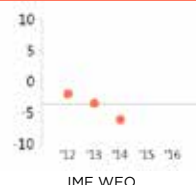
Democratic Rights X

Djibouti

Economic Freedom

Fiscal Policy

4% Score -16.5
Median -3.6



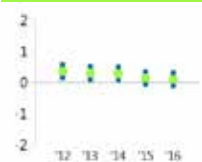
Inflation

2.7 Rank 67%
Score Max 15.0



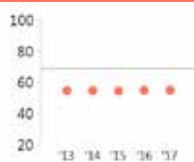
Regulatory Quality

63% Score 0.10
Median 0.00



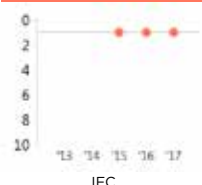
Trade Policy

6% Score 54.9
Median 68.7



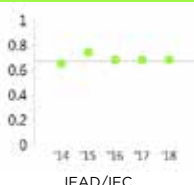
Gender in the Economy

50% Score 1
Median 1



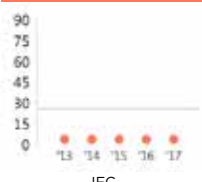
Land Rights and Access

55% Score 0.68
Median 0.67



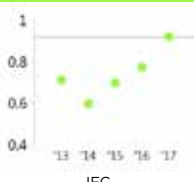
Access to Credit

6% Score 4
Median 26



Business Start-Up

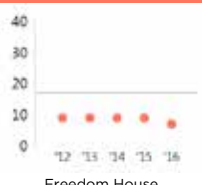
52% Score 0.920
Median 0.915



Ruling Justly

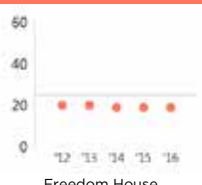
Political Rights

7 Rank 25%
Score Min 17



Civil Liberties

19 Rank 33%
Score Min 25



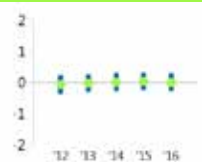
Control of Corruption

67% Score 0.16
Median 0.00



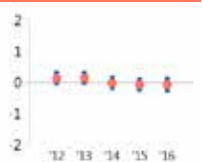
Government Effectiveness

51% Score 0.00
Median 0.00



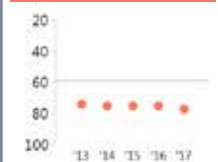
Rule of Law

47% Score -0.07
Median 0.00



Freedom of Information

24% Score 77
Median 59



Investing in People

Health Expenditures

98% Score 6.75
Median 2.22



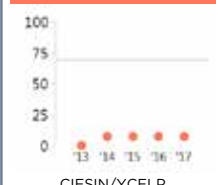
Primary Education Expenditures

N/A Score N/A
Median 1.43



Natural Resource Protection

14% Score 7.8
Median 69.2



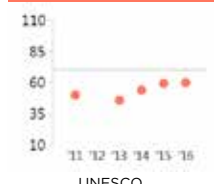
Immunization Rates

33% Score 79.5
Median 83.0



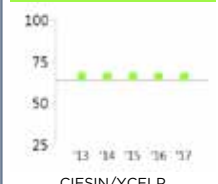
Girls' Pri Edu Completion Rate

24% Score 59.9
Median 70.1



Child Health

61% Score 66.1
Median 63.8



For more information regarding the Millennium Challenge Account Selection Process and these indicators, please consult MCC's website www.mcc.gov/selection

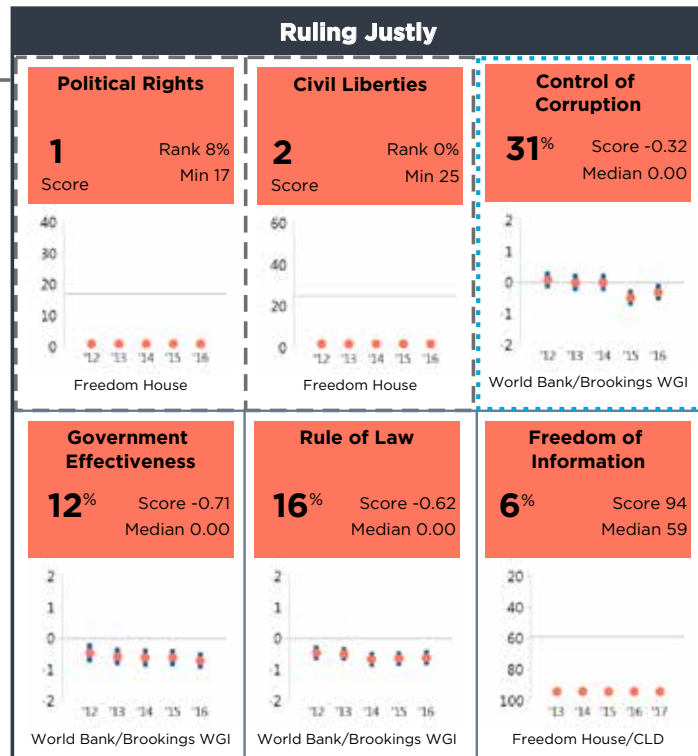
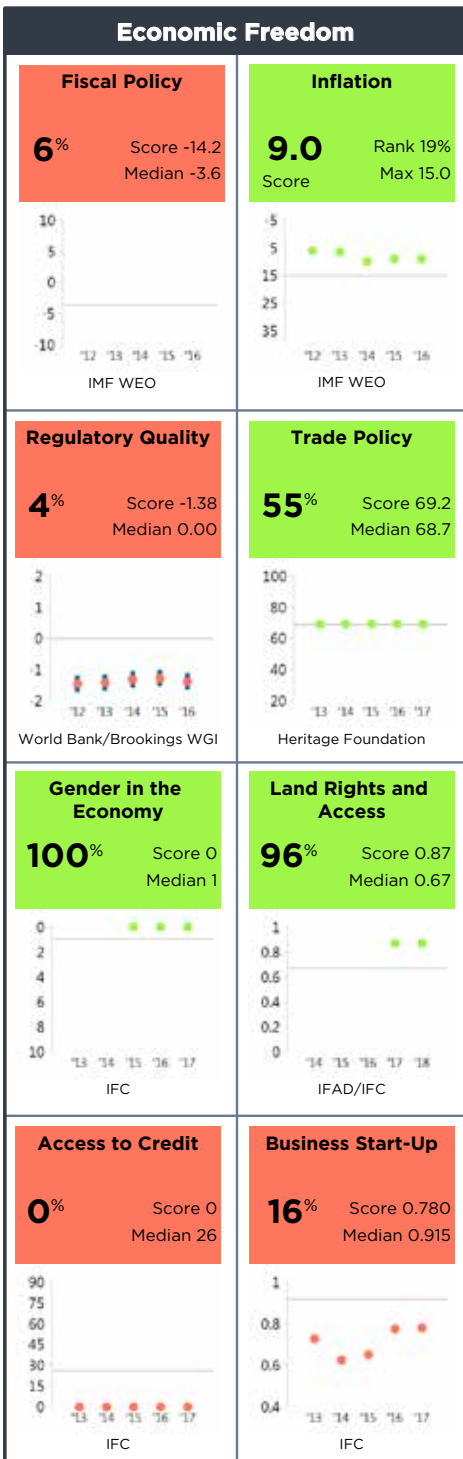
Eritrea FY18

Population 4,475,000

GNI/Cap (LIC)

Half Scorecard Passed **X**Control of Corruption **X**Democratic Rights **X**

Eritrea



For more information regarding the Millennium Challenge Account Selection Process and these indicators, please consult MCC's website www.mcc.gov/selection

Ethiopia FY18

Population 102,403,000

GNI/Cap \$660 (LIC)

Half Scorecard Passed X

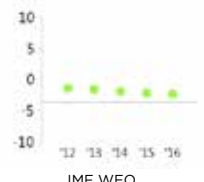
Control of Corruption ✓

Democratic Rights X

Ethiopia

Economic Freedom

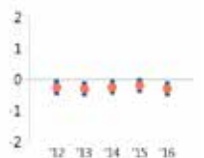
Fiscal Policy

81% Score -2.3
Median -3.6

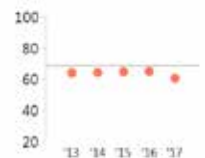
Inflation

7.3 Rank 25%
Score Max 15.0


Regulatory Quality

27% Score -0.30
Median 0.00

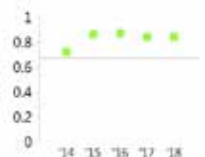
Trade Policy

15% Score 60.7
Median 68.7

Gender in the Economy

100% Score 0
Median 1

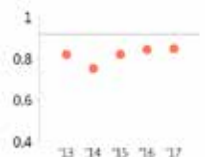
Land Rights and Access

92% Score 0.84
Median 0.67

Access to Credit

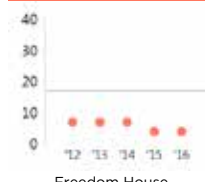
16% Score 12
Median 26

Business Start-Up

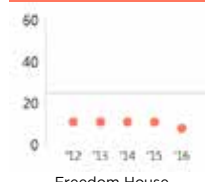
24% Score 0.847
Median 0.915

Ruling Justly

Political Rights

4 Rank 14%
Score Min 17


Civil Liberties

8 Rank 12%
Score Min 25

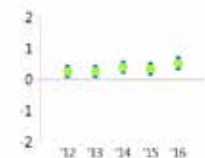
Control of Corruption

82% Score 0.37
Median 0.00

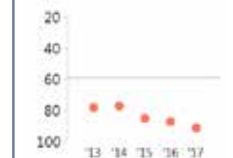
Government Effectiveness

78% Score 0.34
Median 0.00

Rule of Law

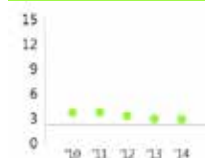
80% Score 0.51
Median 0.00

Freedom of Information

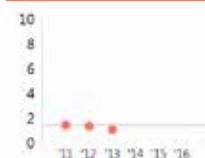
8% Score 91
Median 59

Investing in People

Health Expenditures

73% Score 2.87
Median 2.22

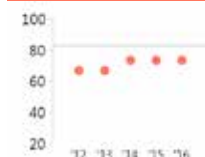
Primary Education Expenditures

18% Score 1.08
Median 1.43

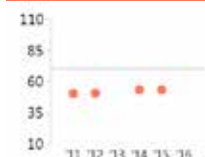
Natural Resource Protection

65% Score 86.2
Median 69.2

Immunization Rates

27% Score 73.5
Median 83.0

Girls' Pri Edu Completion Rate

13% Score 53.3
Median 70.1

Child Health

18% Score 48.0
Median 63.8

For more information regarding the Millennium Challenge Account Selection Process and these indicators, please consult MCC's website www.mcc.gov/selection

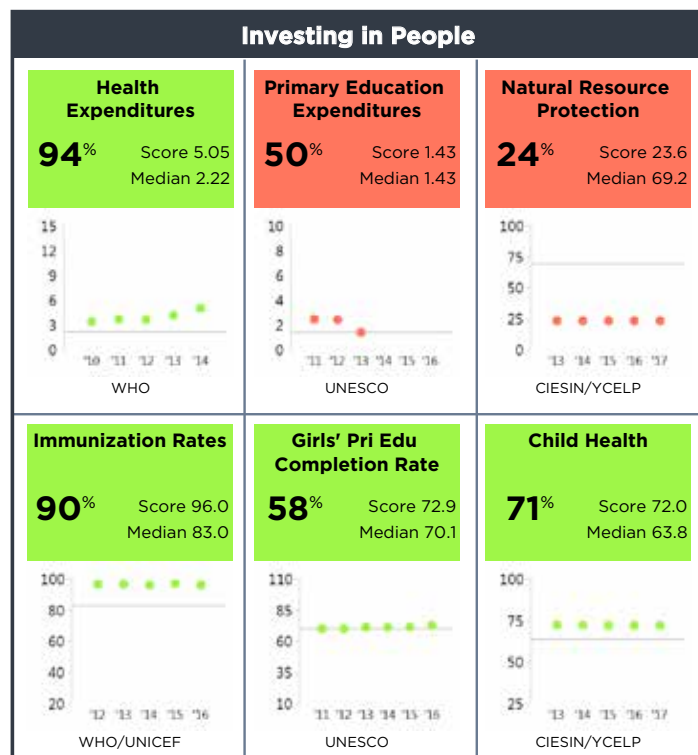
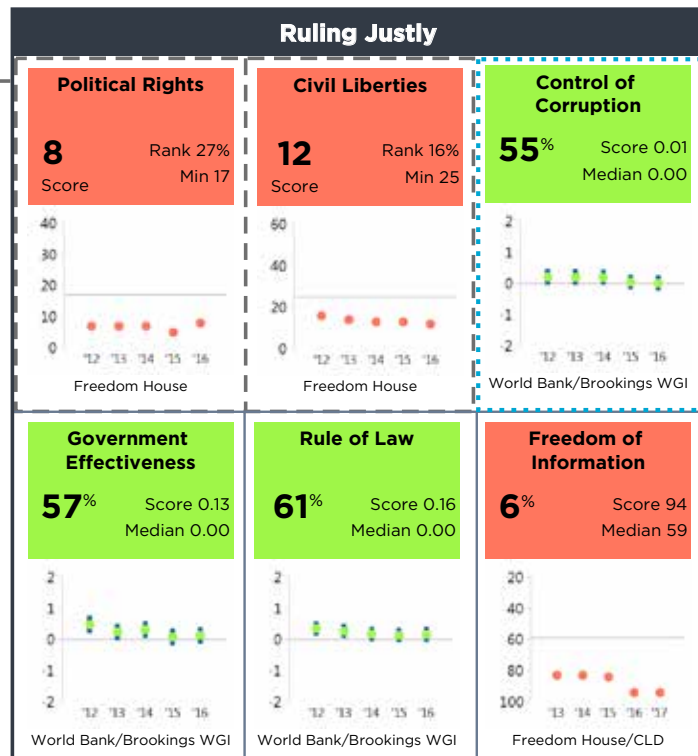
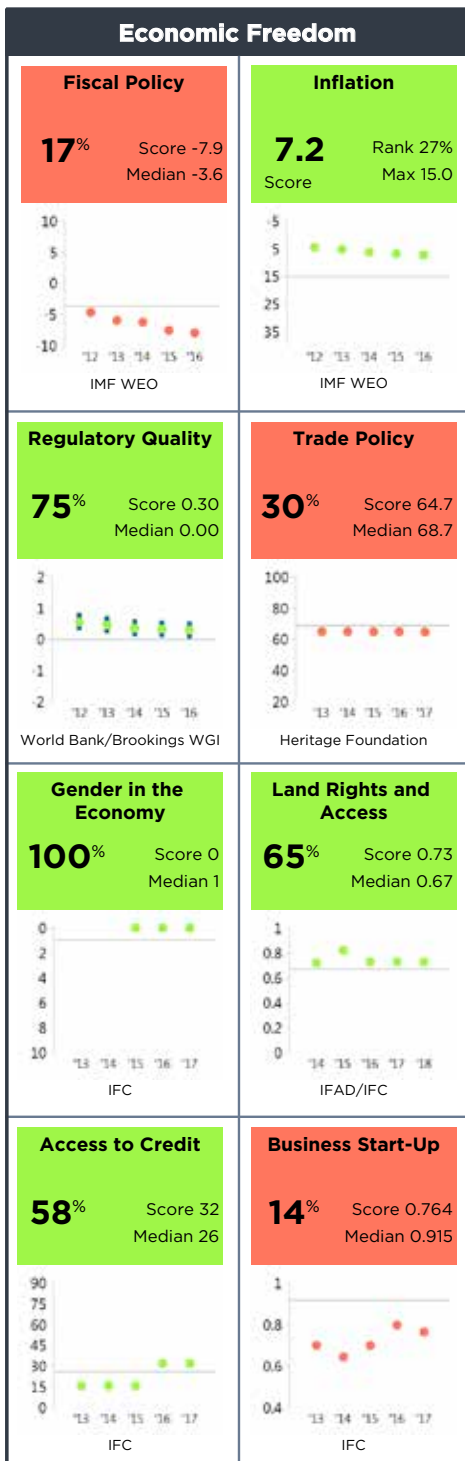
Gambia FY18

Population 2,039,000

GNI/Cap \$440 (LIC)

Half Scorecard Passed ☒Control of Corruption ☒Democratic Rights ☐

Gambia



For more information regarding the Millennium Challenge Account Selection Process and these indicators, please consult MCC's website www.mcc.gov/selection

Ghana FY18

Population 28,207,000

GNI/Cap \$1,380 (LIC)

Half Scorecard Passed ✓

Control of Corruption ✓

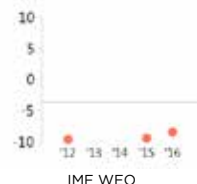
Democratic Rights ✓

Ghana

Economic Freedom

Fiscal Policy

13% Score -8.4
Median -3.6



Inflation

17.5 Rank 10%
Score Max 15.0



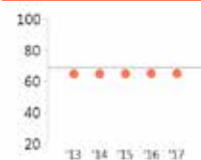
Regulatory Quality

94% Score 0.57
Median 0.00




Trade Policy

32% Score 65.1
Median 68.7



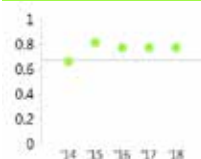
Gender in the Economy

100% Score 0
Median 1



Land Rights and Access

84% Score 0.77
Median 0.67



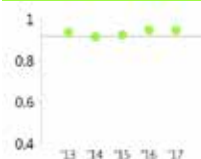
Access to Credit

82% Score 64
Median 26



Business Start-Up

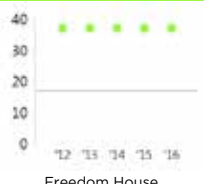
78% Score 0.946
Median 0.915



Ruling Justly

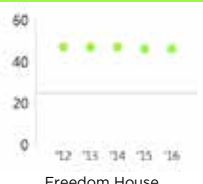
Political Rights

37 Rank 100%
Score Min 17



Civil Liberties

46 Rank 94%
Score Min 25



Control of Corruption

90% Score 0.64
Median 0.00



Government Effectiveness

96% Score 0.78
Median 0.00



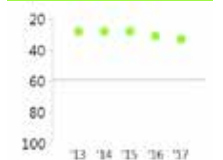
Rule of Law

98% Score 0.90
Median 0.00



Freedom of Information

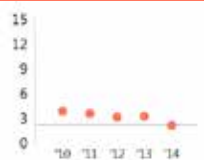
94% Score 33
Median 59



Investing in People

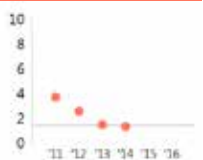
Health Expenditures

48% Score 2.13
Median 2.22



Primary Education Expenditures

42% Score 1.34
Median 1.43



Natural Resource Protection

59% Score 79.0
Median 69.2



Immunization Rates

69% Score 91.0
Median 83.0



Girls' Pri Edu Completion Rate

89% Score 100.7
Median 70.1



Child Health

73% Score 74.6
Median 63.8



For more information regarding the Millennium Challenge Account Selection Process and these indicators, please consult MCC's website www.mcc.gov/selection

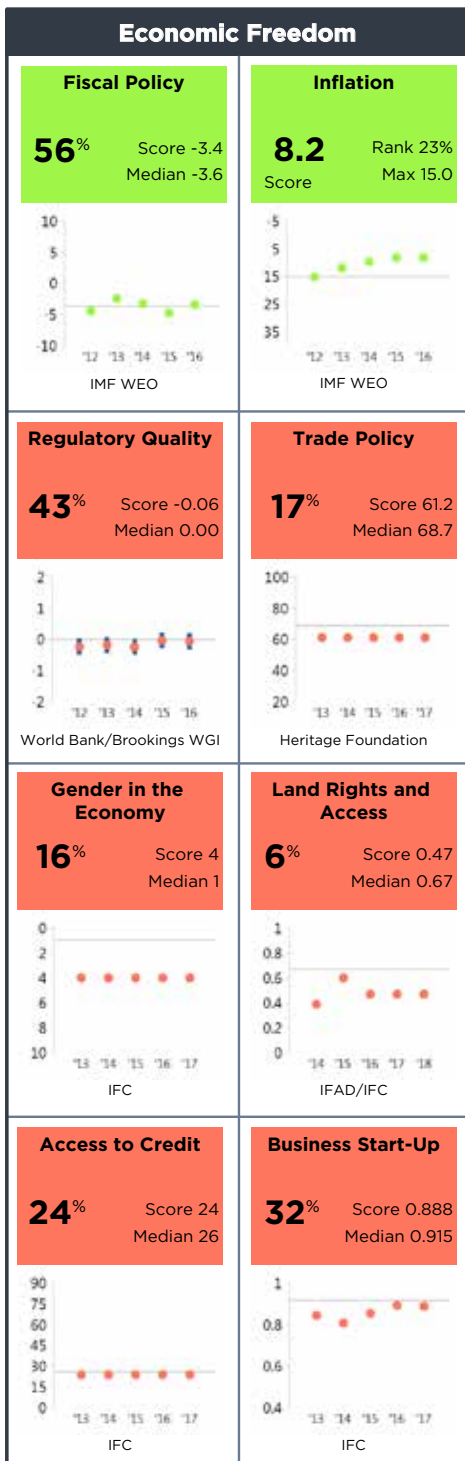
Guinea FY18

Population 12,396,000

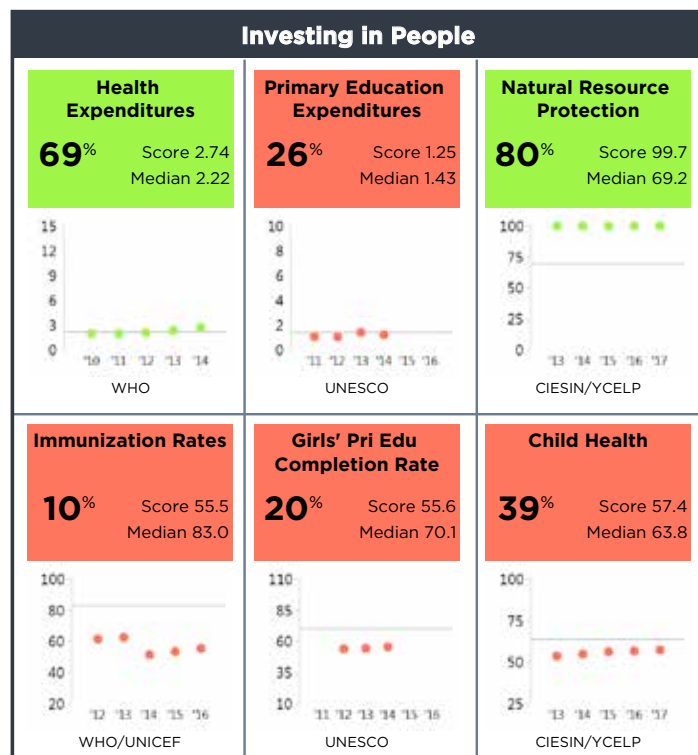
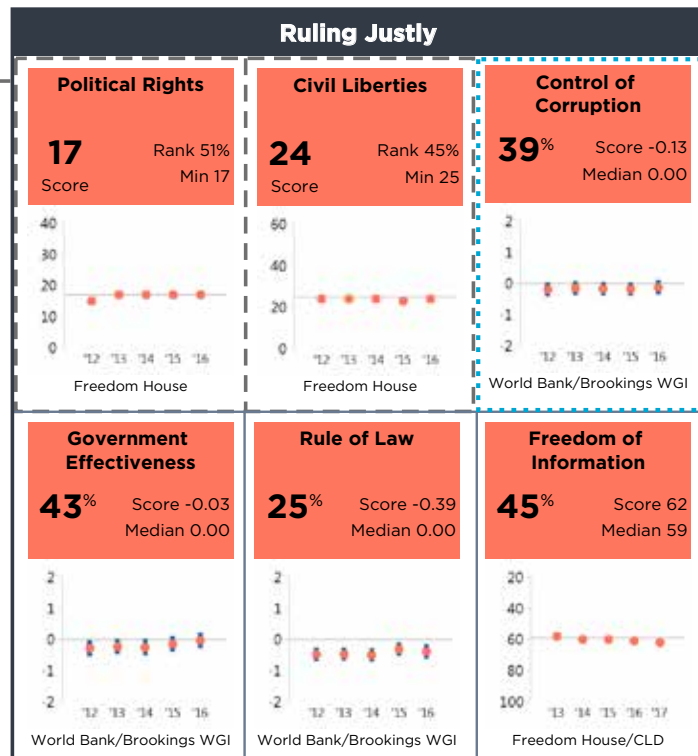
GNI/Cap \$490 (LIC)

Half Scorecard Passed **X**Control of Corruption **X**Democratic Rights **X**

Guinea



For more information regarding the Millennium Challenge Account Selection Process and these indicators, please consult MCC's website www.mcc.gov/selection



Guinea-Bissau FY18

Population 1,816,000

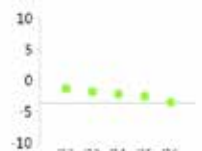
GNI/Cap \$620 (LIC)

Half Scorecard Passed **X**Control of Corruption **X**Democratic Rights **X**

Guinea-Bissau

Economic Freedom

Fiscal Policy

52% Score -3.5
Median -3.6


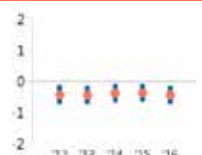
IMF WEO

Inflation

1.5 Rank 71%
Score Max 15.0


IMF WEO

Regulatory Quality

22% Score -0.43
Median 0.00


World Bank/Brookings WGI

Trade Policy

34% Score 65.2
Median 68.7

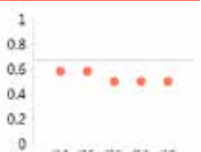

Heritage Foundation

Gender in the Economy

6% Score 5
Median 1


IFC

Land Rights and Access

10% Score 0.50
Median 0.67


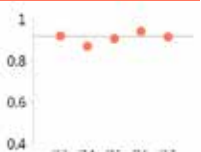
IFAD/IFC

Access to Credit

24% Score 24
Median 26


IFC

Business Start-Up

44% Score 0.913
Median 0.915


IFC

Ruling Justly

Political Rights

16 Rank 49%
Score Min 17

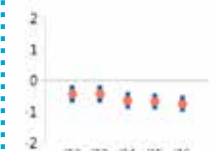

Freedom House

Civil Liberties

24 Rank 45%
Score Min 25

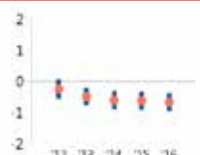

Freedom House

Control of Corruption

10% Score -0.75
Median 0.00



World Bank/Brookings WGI

Government Effectiveness

16% Score -0.66
Median 0.00


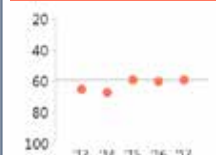
World Bank/Brookings WGI

Rule of Law

18% Score -0.59
Median 0.00


World Bank/Brookings WGI

Freedom of Information

49% Score 59
Median 59


Freedom House/CLD

Investing in People

Health Expenditures

10% Score 1.15
Median 2.22


WHO

Primary Education Expenditures

47% Score 1.40
Median 1.43


UNESCO

Natural Resource Protection

71% Score 96.6
Median 69.2


CIESIN/YCERP

Immunization Rates

53% Score 84.0
Median 83.0


WHO/UNICEF

Girls' Pri Edu Completion Rate

N/A Score N/A
Median 70.1


UNESCO

Child Health

8% Score 40.1
Median 63.8


CIESIN/YCERP

For more information regarding the Millennium Challenge Account Selection Process and these indicators, please consult MCC's website www.mcc.gov/selection

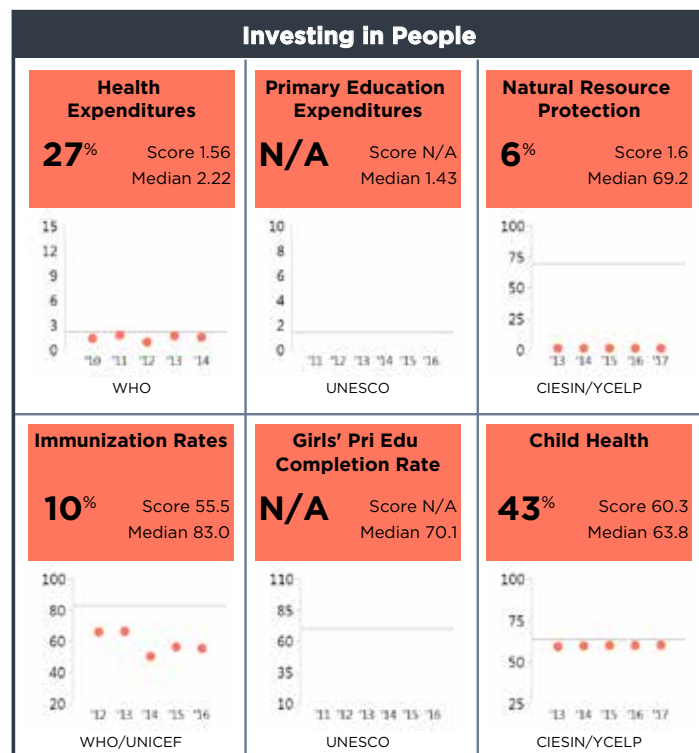
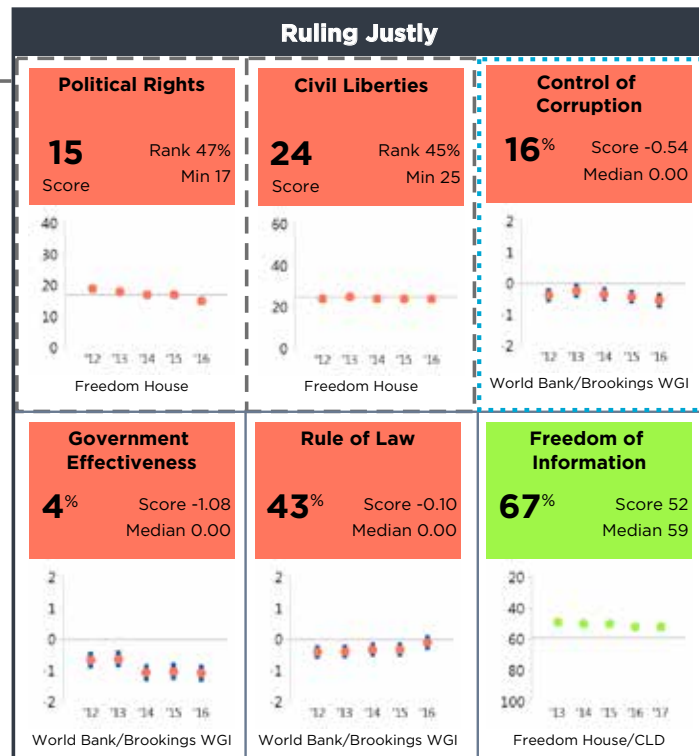
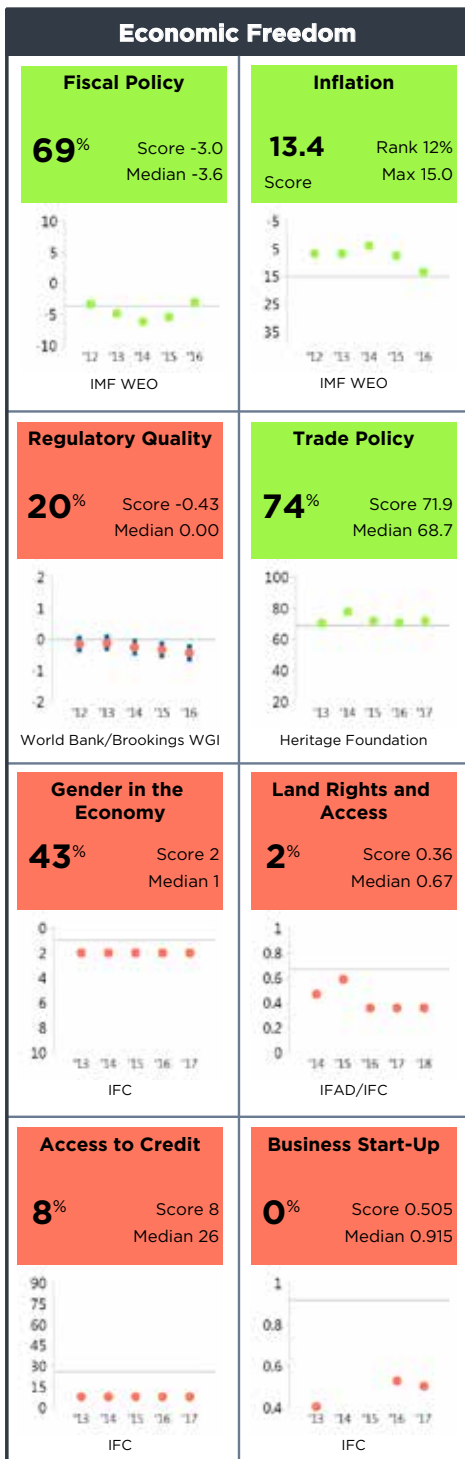
Haiti FY18

Population 10,847,000

GNI/Cap \$780 (LIC)

Half Scorecard Passed **X**Control of Corruption **X**Democratic Rights **X**

Haiti



For more information regarding the Millennium Challenge Account Selection Process and these indicators, please consult MCC's website www.mcc.gov/selection

India FY18

Population 1,324,171,000

GNI/Cap \$1,680 (LIC)

Half Scorecard Passed ✓

Control of Corruption ✓

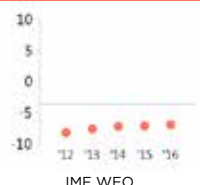
Democratic Rights ✓

India

Economic Freedom

Fiscal Policy

25% Score -6.9
Median -3.6



Inflation

4.5 Rank 56%
Score Max 15.0



Regulatory Quality

90% Score 0.50
Median 0.00



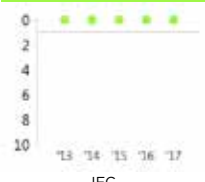
Trade Policy

77% Score 72.4
Median 68.7



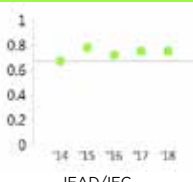
Gender in the Economy

100% Score 0
Median 1



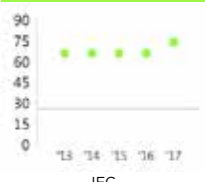
Land Rights and Access

73% Score 0.75
Median 0.67



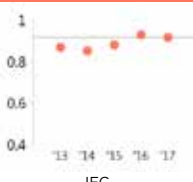
Access to Credit

90% Score 74
Median 26



Business Start-Up

50% Score 0.915
Median 0.915



Ruling Justly

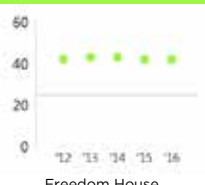
Political Rights

35 Rank 98%
Score Min 17



Civil Liberties

42 Rank 90%
Score Min 25



Control of Corruption

88% Score 0.51
Median 0.00



Government Effectiveness

98% Score 1.08
Median 0.00



Rule of Law

96% Score 0.83
Median 0.00



Freedom of Information

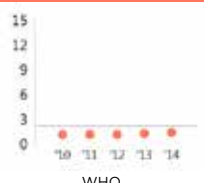
84% Score 44
Median 59



Investing in People

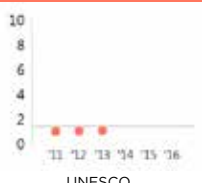
Health Expenditures

19% Score 1.41
Median 2.22



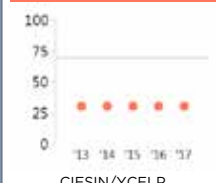
Primary Education Expenditures

21% Score 1.09
Median 1.43



Natural Resource Protection

27% Score 30.5
Median 69.2



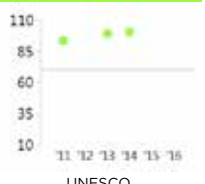
Immunization Rates

61% Score 88.0
Median 83.0



Girls' Pri Edu Completion Rate

87% Score 100.1
Median 70.1



Child Health

84% Score 76.7
Median 63.8



For more information regarding the Millennium Challenge Account Selection Process and these indicators, please consult MCC's website www.mcc.gov/selection

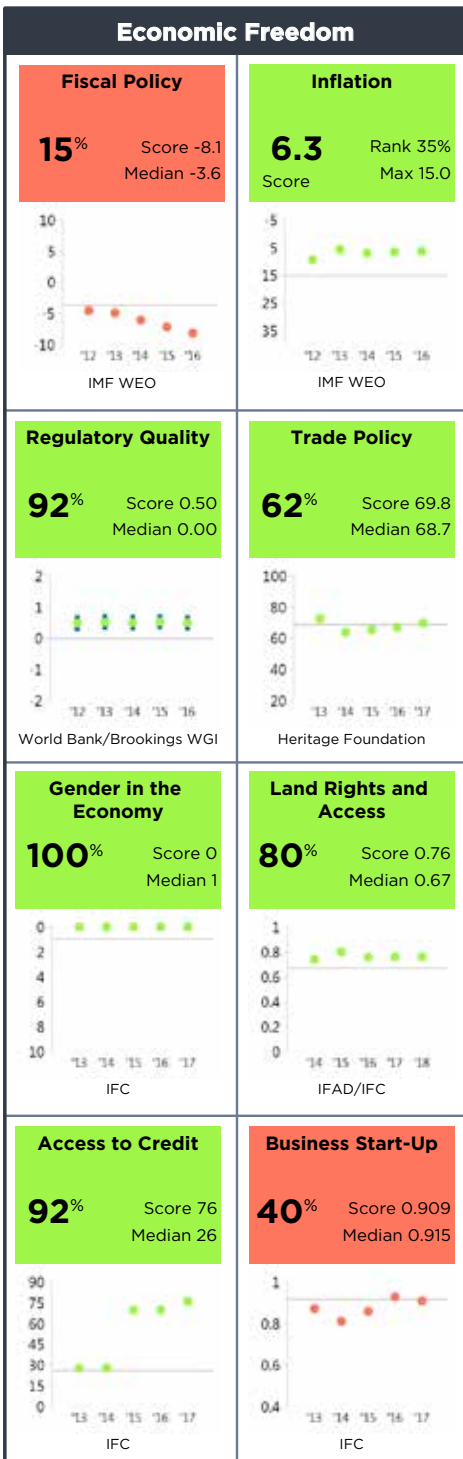
Kenya FY18

Population 48,462,000

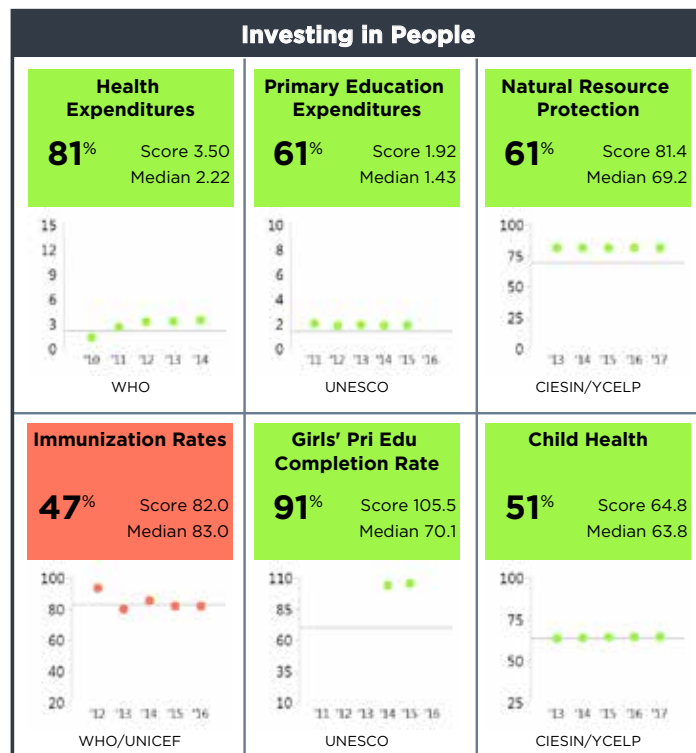
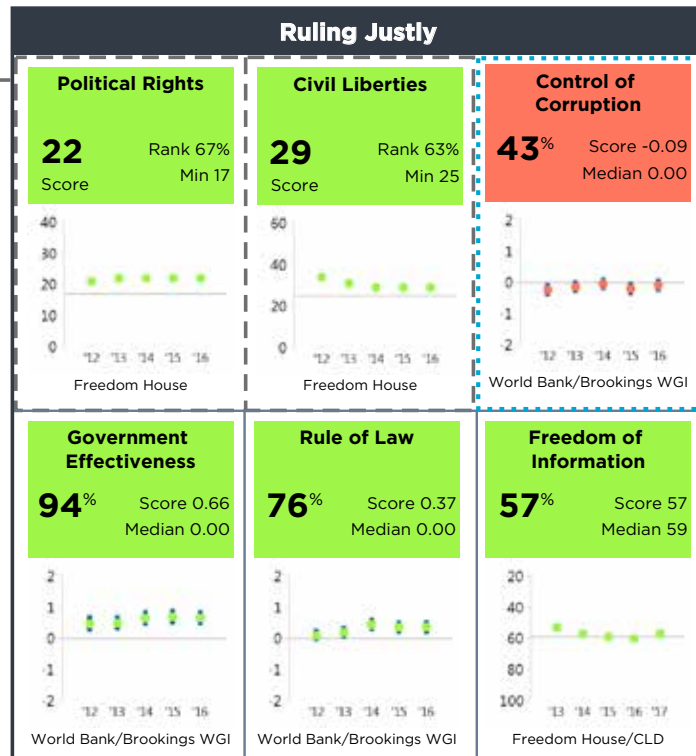
GNI/Cap \$1,380 (LIC)

Half Scorecard Passed ✓Control of Corruption XDemocratic Rights ✓

Kenya



For more information regarding the Millennium Challenge Account Selection Process and these indicators, please consult MCC's website www.mcc.gov/selection



Korea, Dem. Rep. FY18

Population 25,369,000

GNI/Cap (LIC)

Half Scorecard Passed **X**Control of Corruption **X**Democratic Rights **X**

Korea, Dem. Rep.

Economic Freedom

Fiscal Policy

N/A Score N/A
Median -3.6



Inflation

N/A Rank N/A
Max 15.0



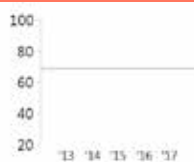
Regulatory Quality

0% Score -1.53
Median 0.00




Trade Policy

0% Score 0.0
Median 68.7



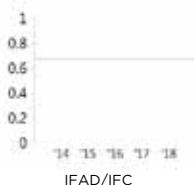
Gender in the Economy

N/A Score N/A
Median 1




Land Rights and Access

N/A Score N/A
Median 0.67



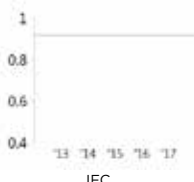
Access to Credit

N/A Score N/A
Median 26



Business Start-Up

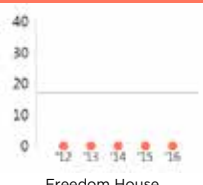
N/A Score N/A
Median 0.915



Ruling Justly

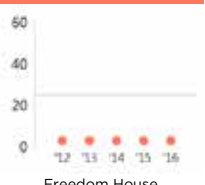
Political Rights

0 Rank 4%
Score Min 17



Civil Liberties

3 Rank 4%
Score Min 25



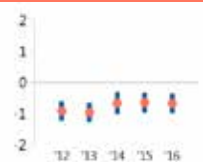
Control of Corruption

14% Score -0.64
Median 0.00



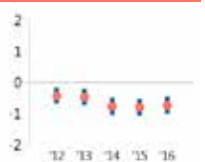
Government Effectiveness

14% Score -0.67
Median 0.00



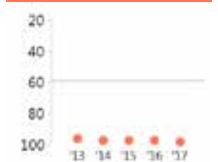
Rule of Law

8% Score -0.73
Median 0.00



Freedom of Information

0% Score 98
Median 59



Investing in People


Health Expenditures

N/A Score N/A
Median 2.22



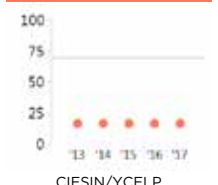
Primary Education Expenditures

N/A Score N/A
Median 1.43



Natural Resource Protection

20% Score 16.6
Median 69.2



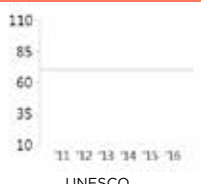
Immunization Rates

98% Score 97.5
Median 83.0



Girls' Pri Edu Completion Rate

N/A Score N/A
Median 70.1



Child Health

96% Score 90.9
Median 63.8



For more information regarding the Millennium Challenge Account Selection Process and these indicators, please consult MCC's website www.mcc.gov/selection

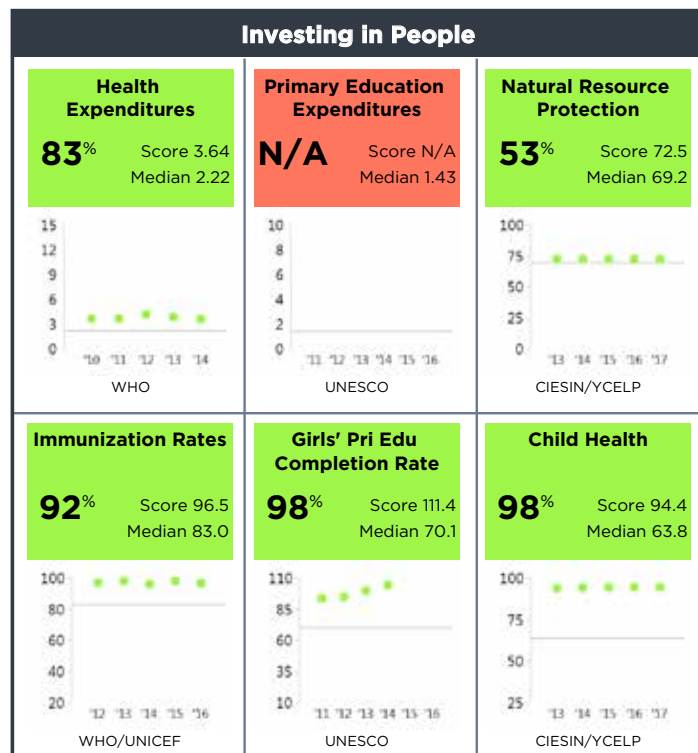
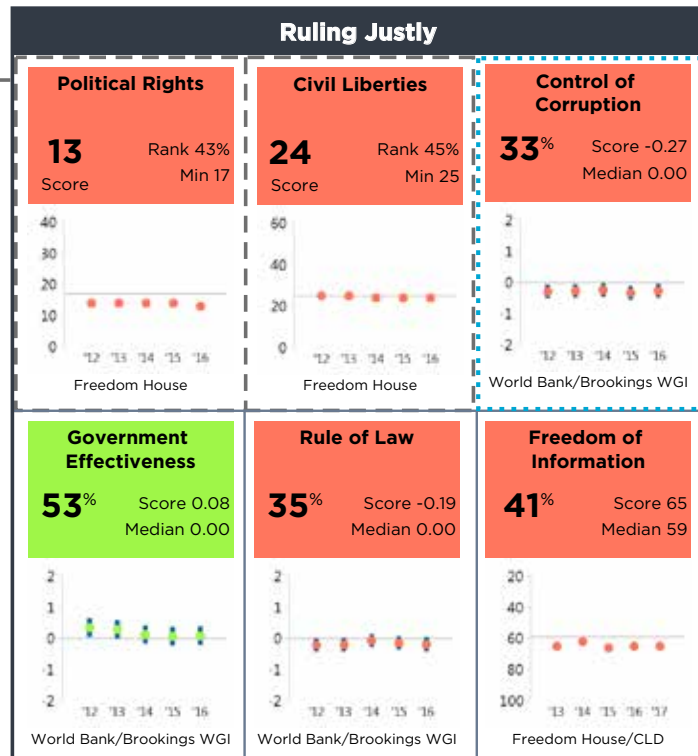
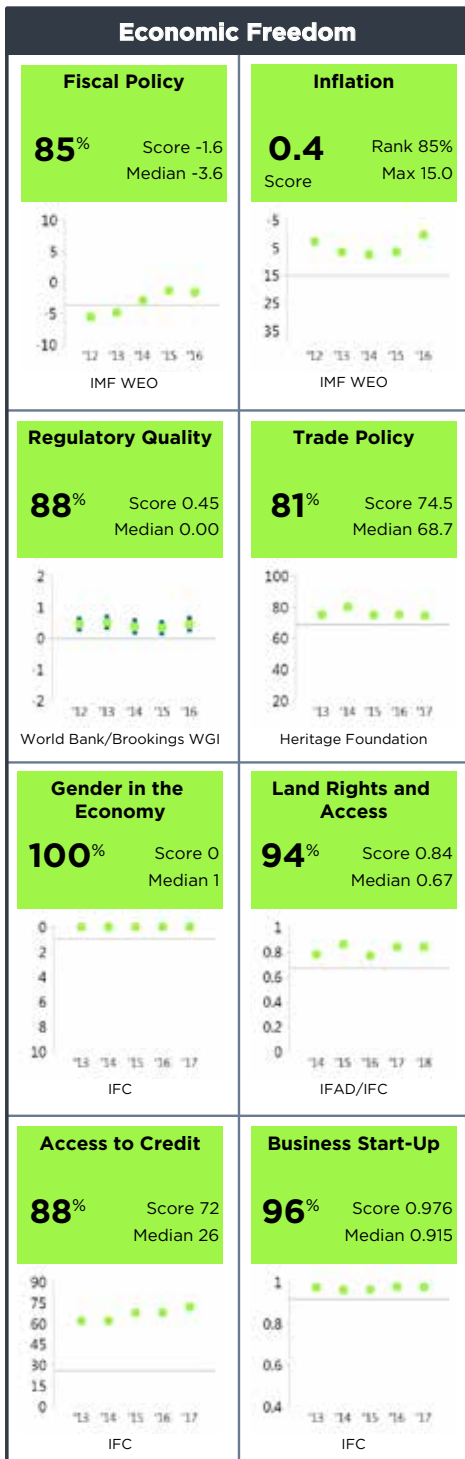
Kyrgyz Republic FY18

Population 6,083,000

GNI/Cap \$1,100 (LIC)

Half Scorecard Passed **✓**Control of Corruption **X**Democratic Rights **X**

Kyrgyz Republic



For more information regarding the Millennium Challenge Account Selection Process and these indicators, please consult MCC's website www.mcc.gov/selection

Lesotho FY18

Population 2,204,000
GNI/Cap \$1,210 (LIC)

Half Scorecard Passed ✓

Control of Corruption ✓

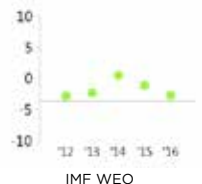
Democratic Rights ✓

Lesotho

Economic Freedom

Fiscal Policy

75% Score -2.7
Median -3.6



Inflation

6.4 Rank 33%
Score Max 15.0



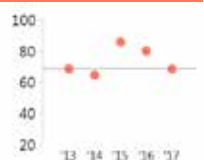
Regulatory Quality

84% Score 0.42
Median 0.00




Trade Policy

47% Score 68.5
Median 68.7



Gender in the Economy

100% Score 0
Median 1



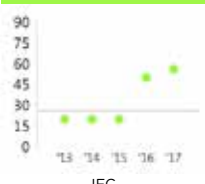
Land Rights and Access

63% Score 0.72
Median 0.67



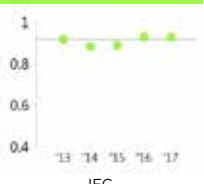
Access to Credit

78% Score 56
Median 26



Business Start-Up

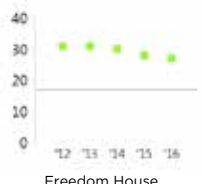
58% Score 0.927
Median 0.915



Ruling Justly

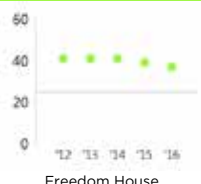
Political Rights

27 Rank 82%
Score Min 17



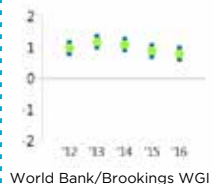
Civil Liberties

37 Rank 82%
Score Min 25



Control of Corruption

98% Score 0.79
Median 0.00



Government Effectiveness

61% Score 0.17
Median 0.00



Rule of Law

94% Score 0.73
Median 0.00



Freedom of Information

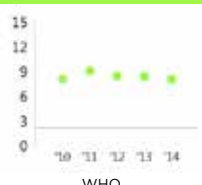
69% Score 51
Median 59



Investing in People

Health Expenditures

100% Score 8.08
Median 2.22



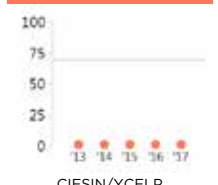
Primary Education Expenditures

N/A Score N/A
Median 1.43



Natural Resource Protection

4% Score 1.4
Median 69.2



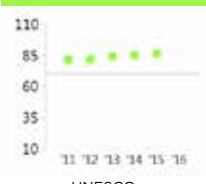
Immunization Rates

71% Score 91.5
Median 83.0



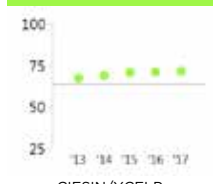
Girls' Pri Edu Completion Rate

76% Score 86.1
Median 70.1



Child Health

69% Score 71.7
Median 63.8



For more information regarding the Millennium Challenge Account Selection Process and these indicators, please consult MCC's website www.mcc.gov/selection

Liberia FY18

Population 4,614,000

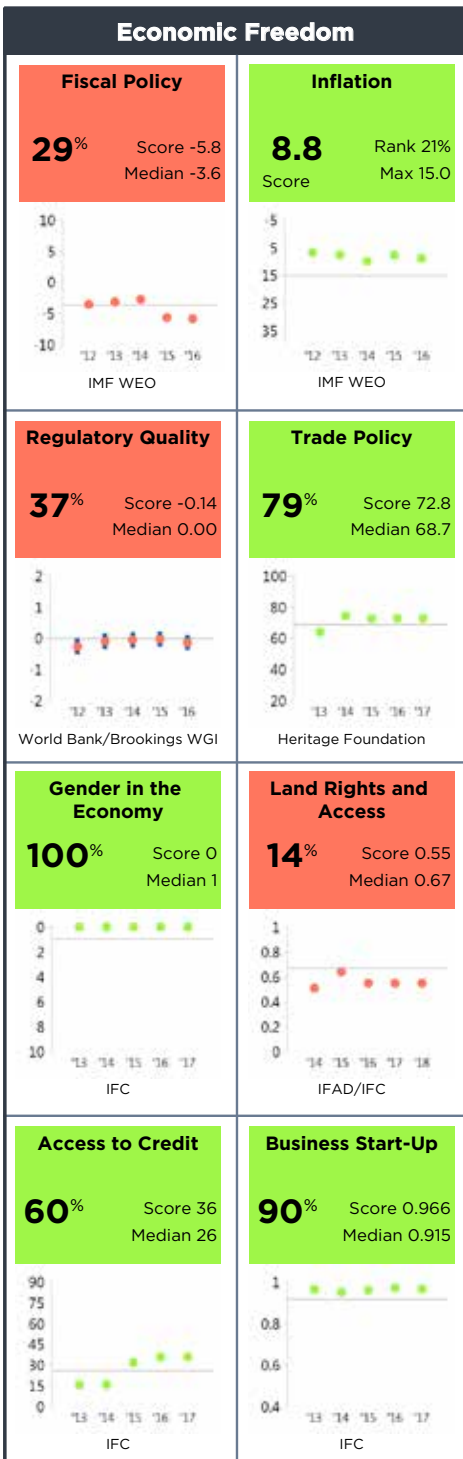
GNI/Cap \$370 (LIC)

Half Scorecard Passed ✓

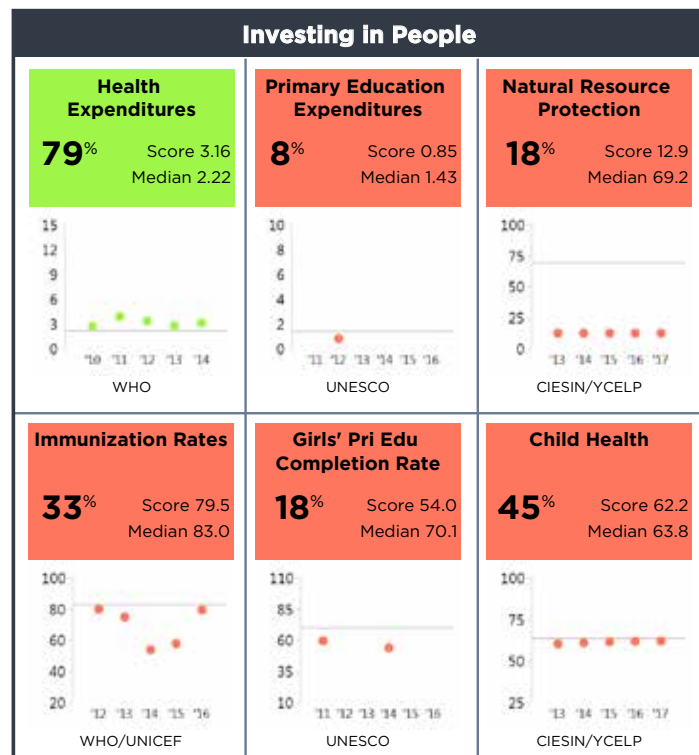
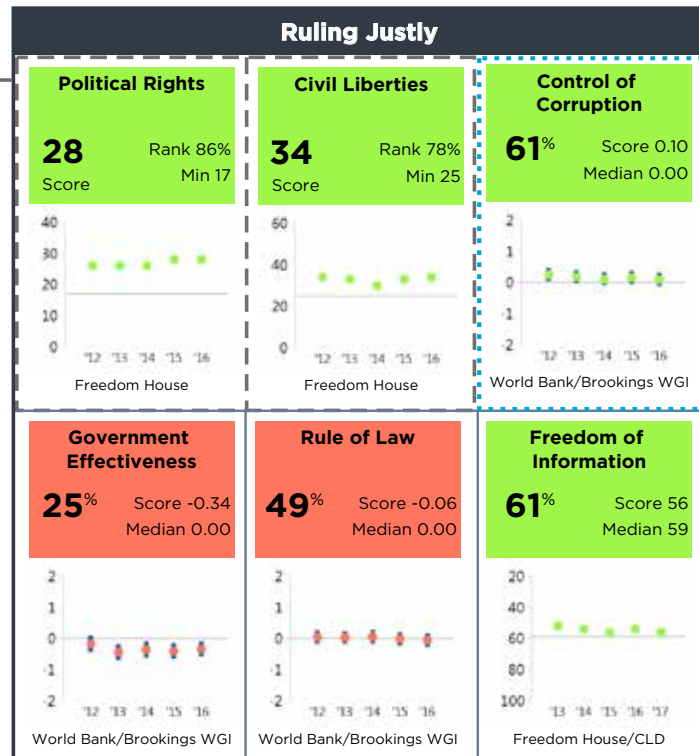
Control of Corruption ✓

Democratic Rights ✓

Liberia



For more information regarding the Millennium Challenge Account Selection Process and these indicators, please consult MCC's website www.mcc.gov/selection



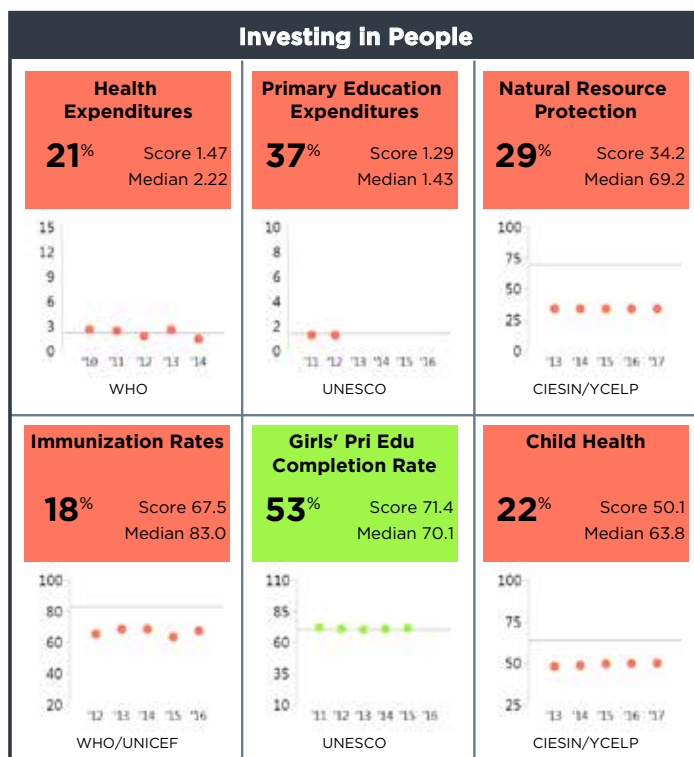
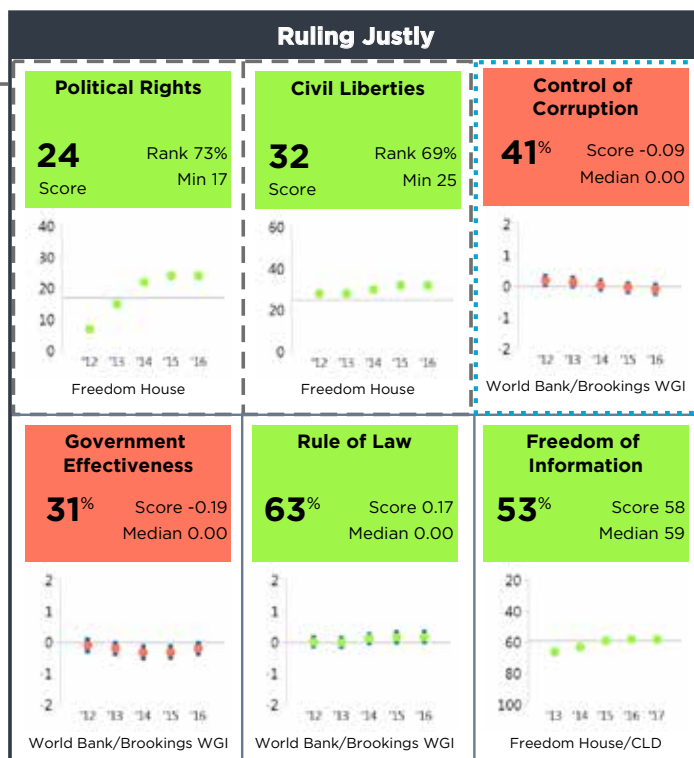
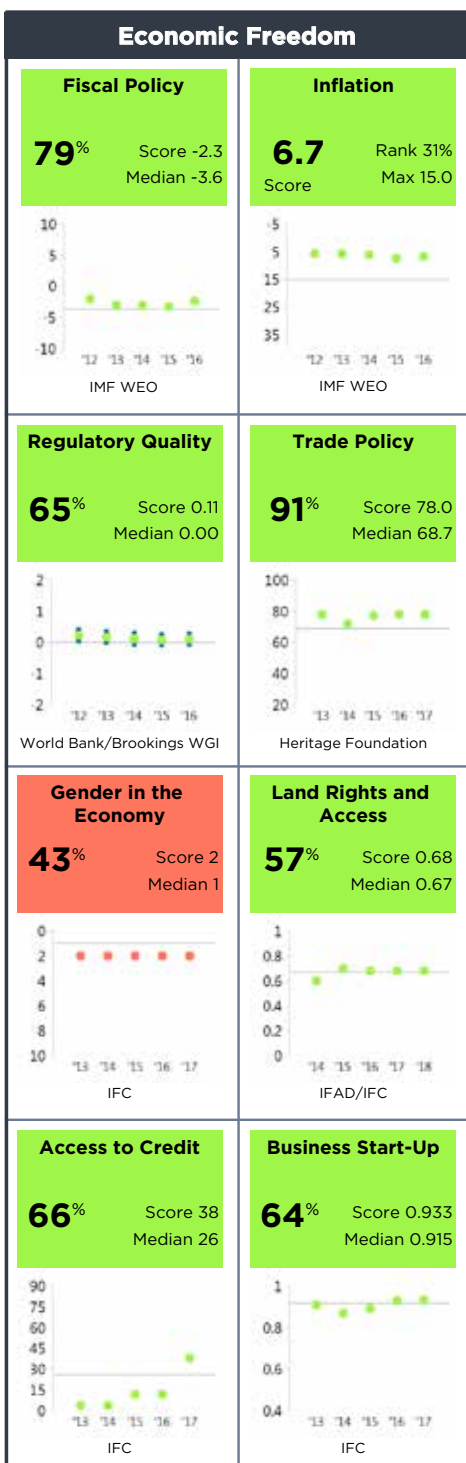
Madagascar FY18

Population 24,895,000

GNI/Cap \$400 (LIC)

Half Scorecard Passed ☒Control of Corruption ☐Democratic Rights ☒

Madagascar



For more information regarding the Millennium Challenge Account Selection Process and these indicators, please consult MCC's website www.mcc.gov/selection

Malawi FY18

Population 18,092,000

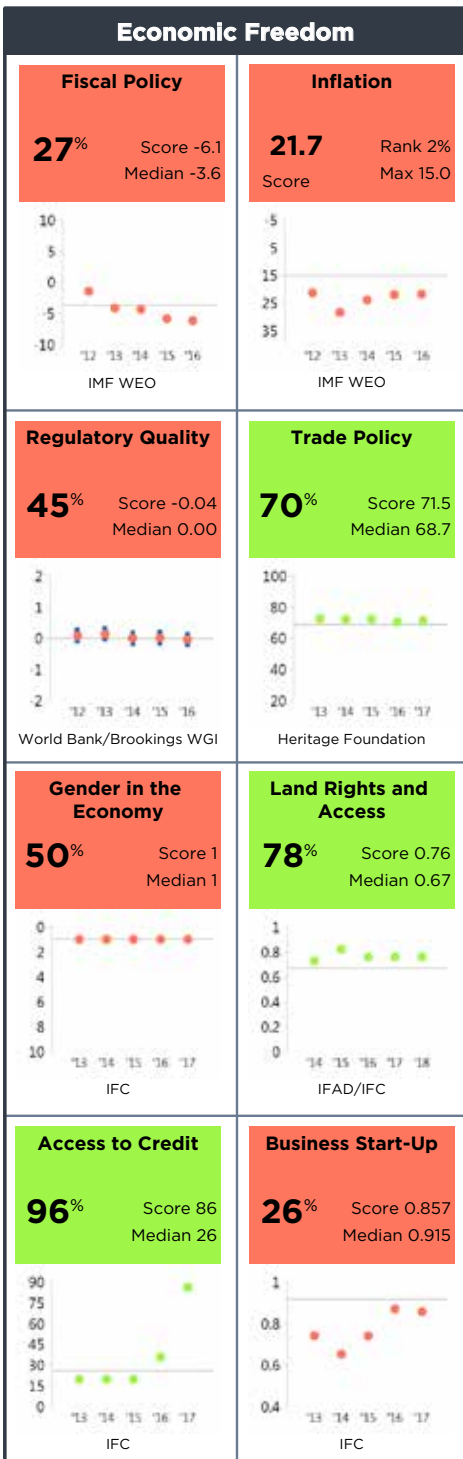
GNI/Cap \$320 (LIC)

Half Scorecard Passed ✓

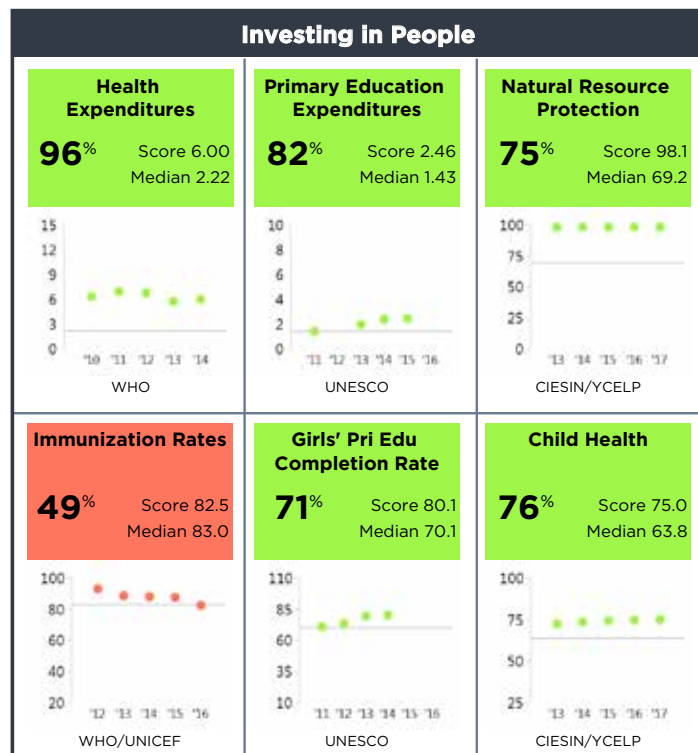
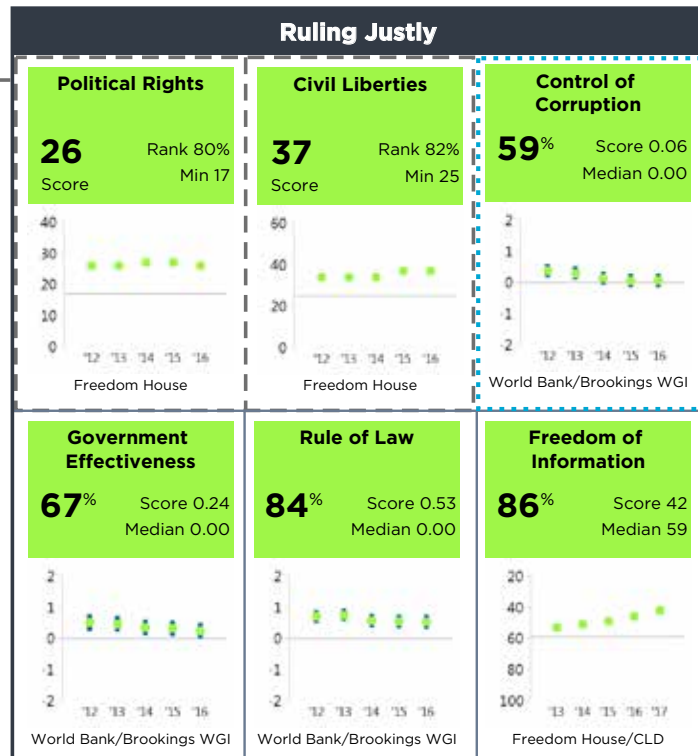
Control of Corruption ✓

Democratic Rights ✓

Malawi



For more information regarding the Millennium Challenge Account Selection Process and these indicators, please consult MCC's website www.mcc.gov/selection



Mali FY18

Population 17,995,000

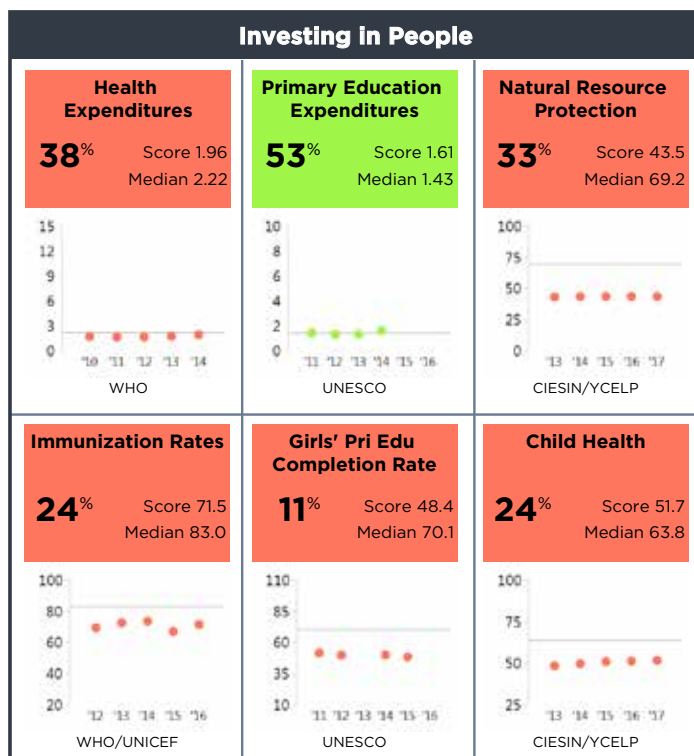
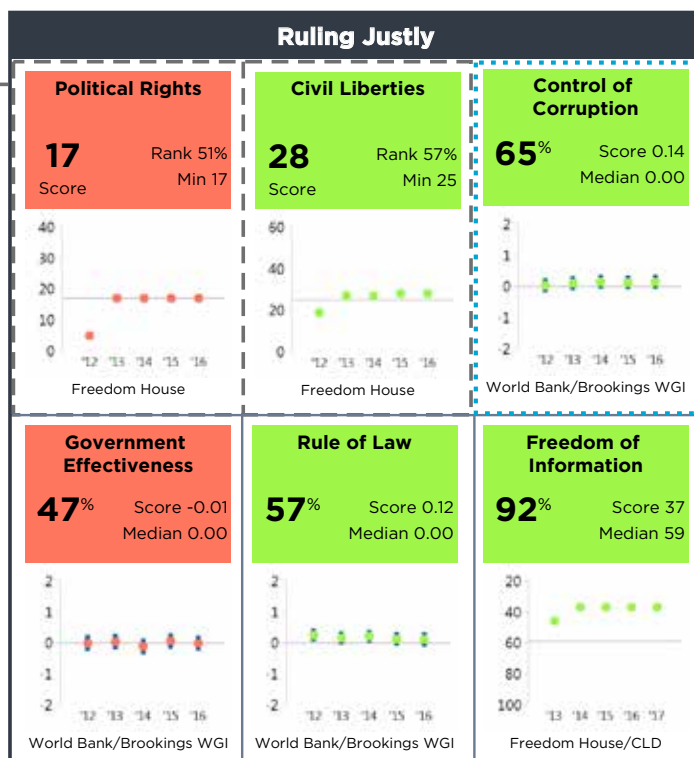
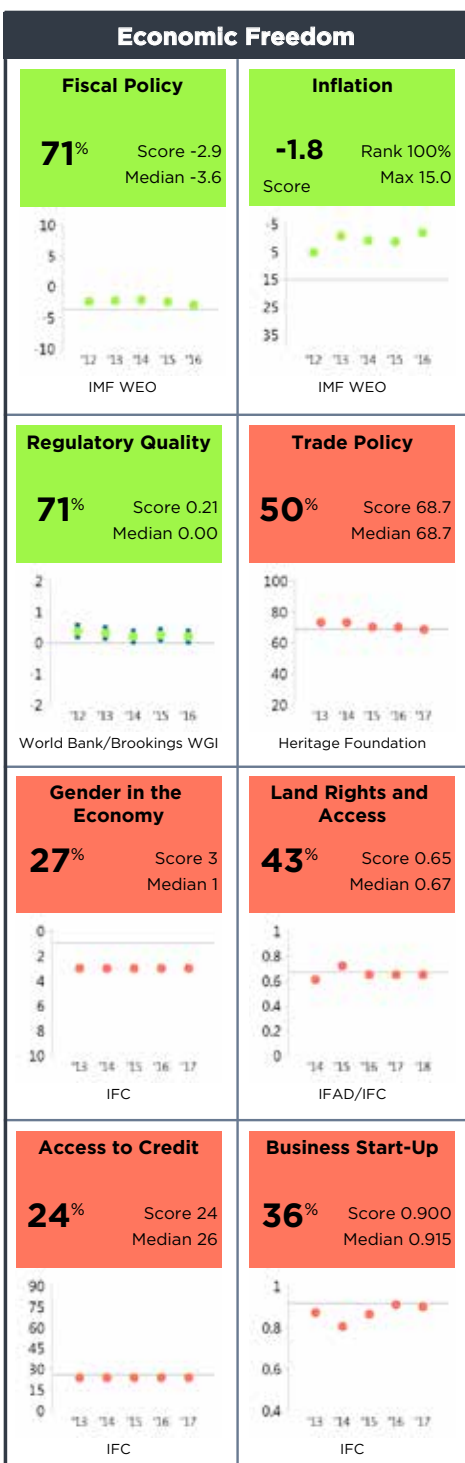
GNI/Cap \$750 (LIC)

Half Scorecard Passed X

Control of Corruption ✓

Democratic Rights ✓

Mali



For more information regarding the Millennium Challenge Account Selection Process and these indicators, please consult MCC's website www.mcc.gov/selection

Mauritania FY18

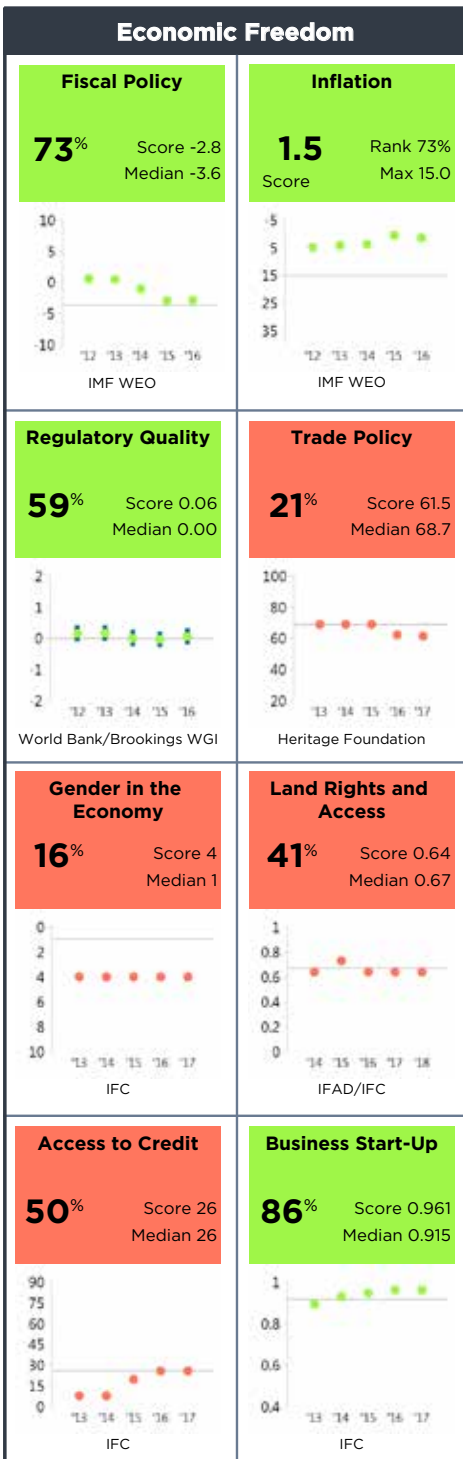
Population 4,301,000
GNI/Cap \$1,120 (LIC)

Half Scorecard Passed **✓**

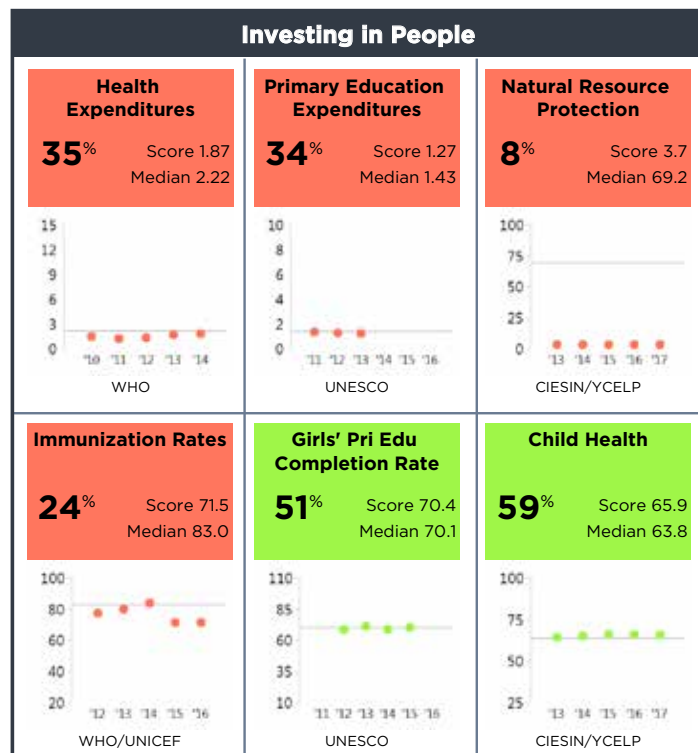
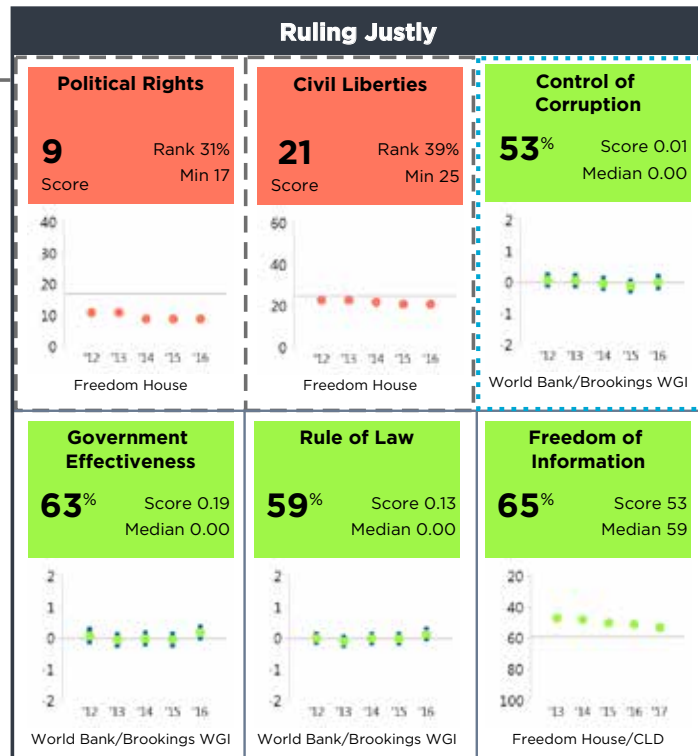
Control of Corruption **✓**

Democratic Rights **X**

Mauritania



For more information regarding the Millennium Challenge Account Selection Process and these indicators, please consult MCC's website www.mcc.gov/selection



Mozambique FY18

Population 28,829,000

GNI/Cap \$480 (LIC)

Half Scorecard Passed ✓

Control of Corruption X

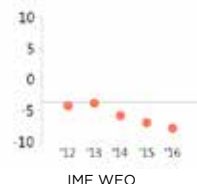
Democratic Rights ✓

Mozambique

Economic Freedom

Fiscal Policy

19% Score -7.8
Median -3.6



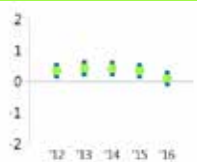
Inflation

19.2 Rank 4%
Score Max 15.0



Regulatory Quality

61% Score 0.10
Median 0.00




Trade Policy

87% Score 76.7
Median 68.7



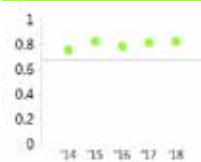
Gender in the Economy

100% Score 0
Median 1



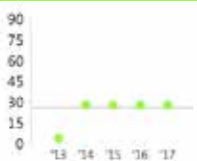
Land Rights and Access

88% Score 0.82
Median 0.67



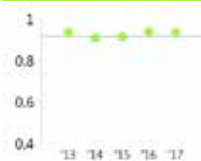
Access to Credit

52% Score 28
Median 26



Business Start-Up

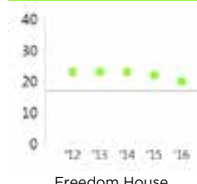
68% Score 0.934
Median 0.915



Ruling Justly

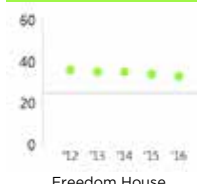
Political Rights

20 Rank 57%
Score Min 17



Civil Liberties

33 Rank 73%
Score Min 25



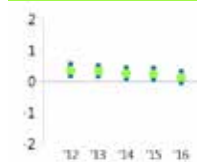
Control of Corruption

45% Score -0.06
Median 0.00



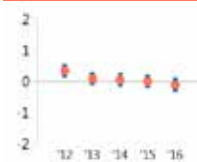
Government Effectiveness

55% Score 0.13
Median 0.00



Rule of Law

41% Score -0.11
Median 0.00



Freedom of Information

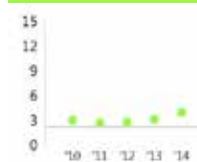
84% Score 44
Median 59



Investing in People

Health Expenditures

85% Score 3.94
Median 2.22



Primary Education Expenditures

89% Score 3.19
Median 1.43



Natural Resource Protection

73% Score 97.8
Median 69.2



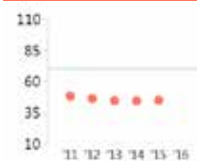
Immunization Rates

57% Score 85.5
Median 83.0



Girls' Pri Edu Completion Rate

9% Score 45.0
Median 70.1



Child Health

14% Score 43.1
Median 63.8



For more information regarding the Millennium Challenge Account Selection Process and these indicators, please consult MCC's website www.mcc.gov/selection

Nepal FY18

Population 28,983,000

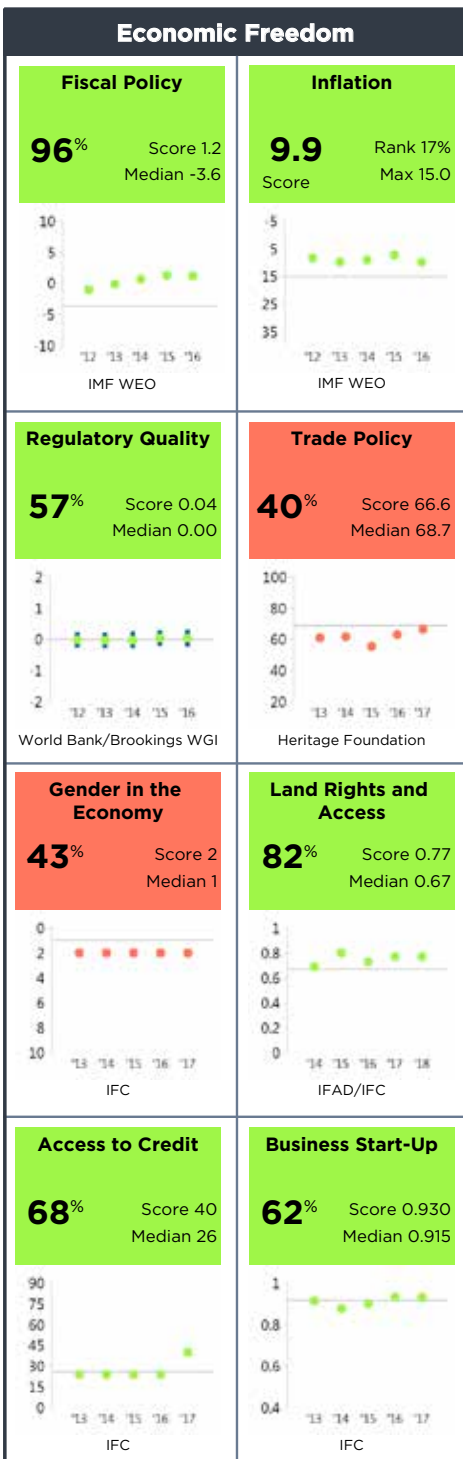
GNI/Cap \$730 (LIC)

Half Scorecard Passed ✓

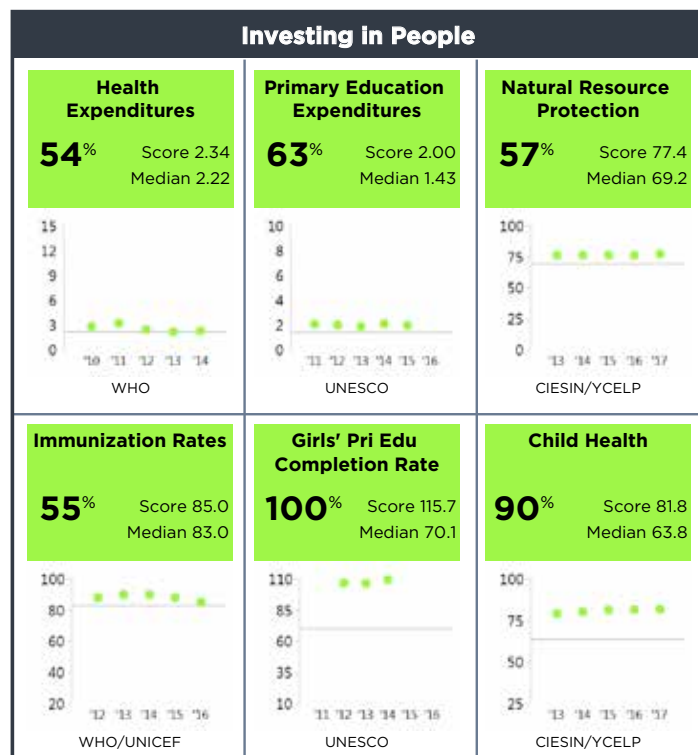
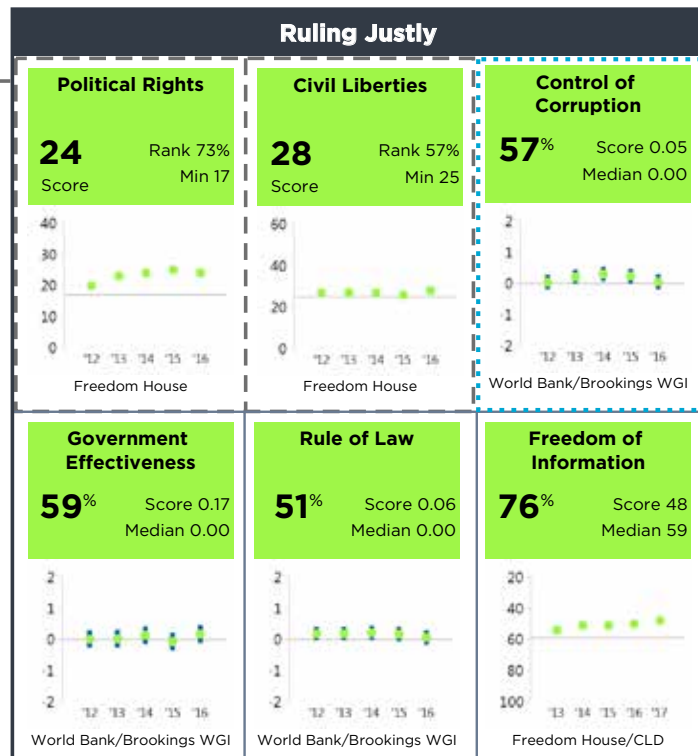
Control of Corruption ✓

Democratic Rights ✓

Nepal



For more information regarding the Millennium Challenge Account Selection Process and these indicators, please consult MCC's website www.mcc.gov/selection



Niger FY18

Population 20,673,000

GNI/Cap \$370 (LIC)

Half Scorecard Passed ✓

Control of Corruption ✓

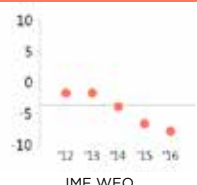
Democratic Rights ✓

Niger

Economic Freedom

Fiscal Policy

21% Score -7.8
Median -3.6



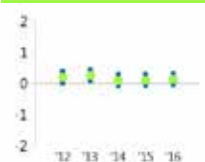
Inflation

0.3 Rank 88%
Score Max 15.0



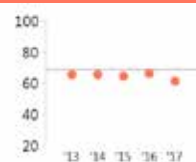
Regulatory Quality

67% Score 0.13
Median 0.00



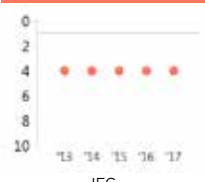
Trade Policy

21% Score 61.5
Median 68.7



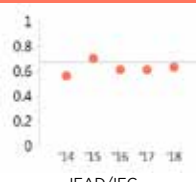
Gender in the Economy

16% Score 4
Median 1



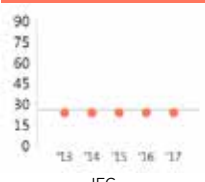
Land Rights and Access

39% Score 0.63
Median 0.67



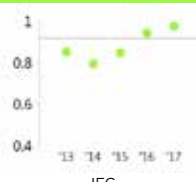
Access to Credit

24% Score 24
Median 26



Business Start-Up

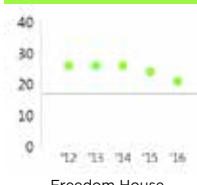
94% Score 0.974
Median 0.915



Ruling Justly

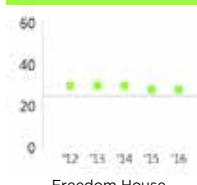
Political Rights

21 Rank 63%
Score Min 17



Civil Liberties

28 Rank 57%
Score Min 25



Control of Corruption

71% Score 0.17
Median 0.00



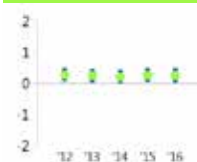
Government Effectiveness

82% Score 0.39
Median 0.00



Rule of Law

73% Score 0.26
Median 0.00



Freedom of Information

76% Score 48
Median 59



Investing in People

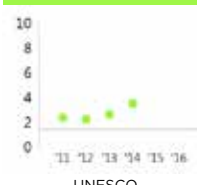
Health Expenditures

58% Score 2.39
Median 2.22



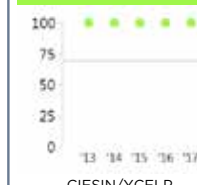
Primary Education Expenditures

95% Score 3.50
Median 1.43



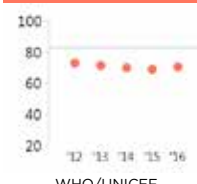
Natural Resource Protection

100% Score 100.0
Median 69.2



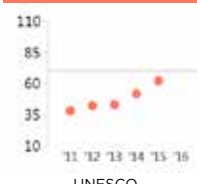
Immunization Rates

20% Score 70.5
Median 83.0



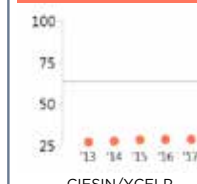
Girls' Pri Edu Completion Rate

33% Score 62.2
Median 70.1



Child Health

2% Score 29.0
Median 63.8



For more information regarding the Millennium Challenge Account Selection Process and these indicators, please consult MCC's website www.mcc.gov/selection

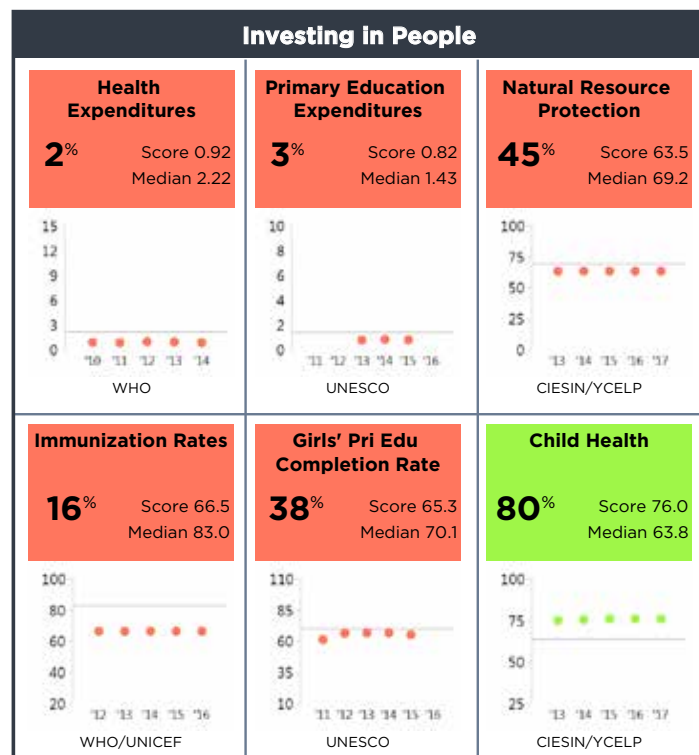
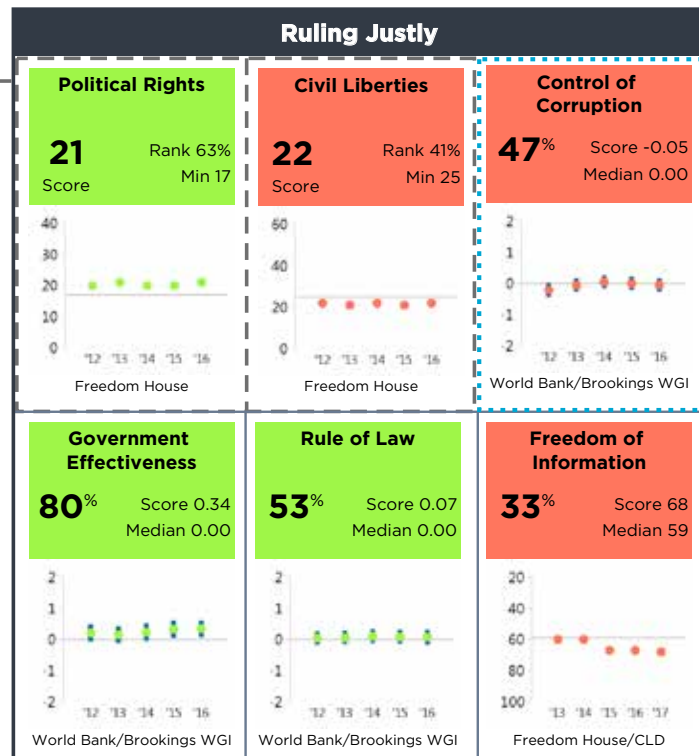
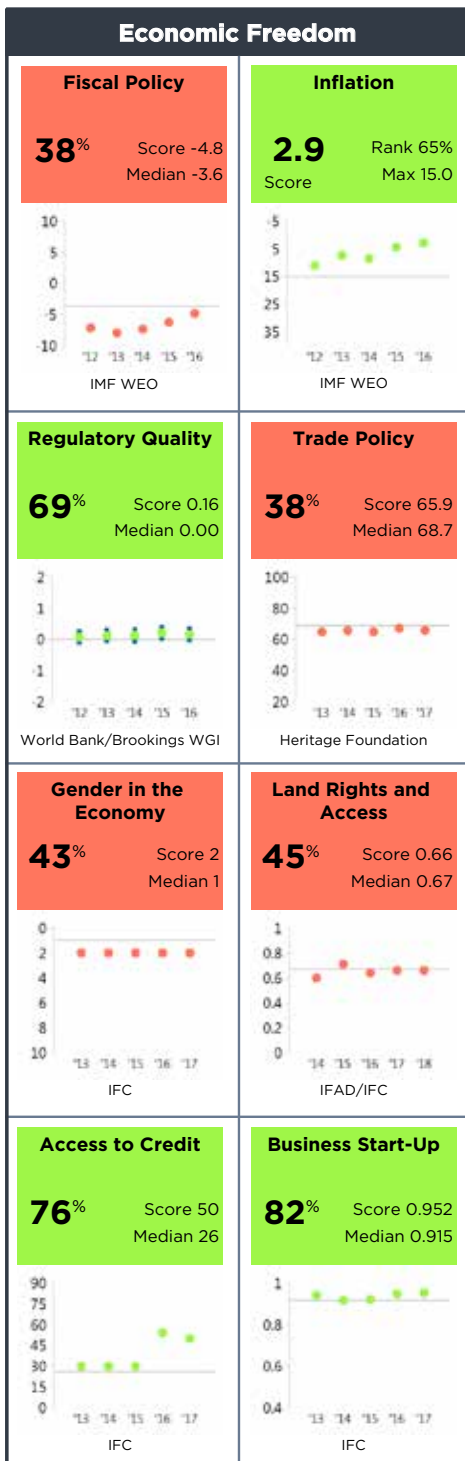
Pakistan FY18

Population 193,203,000

GNI/Cap \$1,510 (LIC)

Half Scorecard Passed **X**Control of Corruption **X**Democratic Rights **✓**

Pakistan



For more information regarding the Millennium Challenge Account Selection Process and these indicators, please consult MCC's website www.mcc.gov/selection

Rwanda FY18

Population 11,918,000

GNI/Cap \$700 (LIC)

Half Scorecard Passed ✓

Control of Corruption ✓

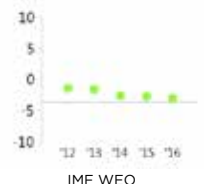
Democratic Rights X

Rwanda

Economic Freedom

Fiscal Policy

65% Score -3.0
Median -3.6



Inflation

5.7 Rank 40%
Score Max 15.0



Regulatory Quality

100% Score 0.91
Median 0.00



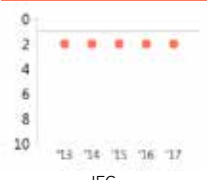
Trade Policy

66% Score 70.7
Median 68.7



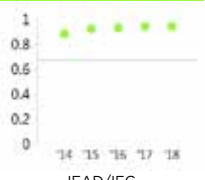
Gender in the Economy

43% Score 2
Median 1



Land Rights and Access

100% Score 0.94
Median 0.67



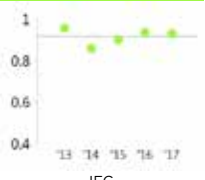
Access to Credit

98% Score 88
Median 26



Business Start-Up

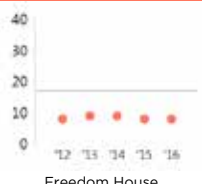
60% Score 0.929
Median 0.915



Ruling Justly

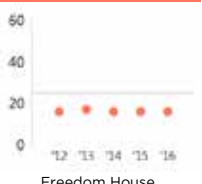
Political Rights

8 Rank 27%
Score Min 17



Civil Liberties

16 Rank 29%
Score Min 25



Control of Corruption

100% Score 1.50
Median 0.00



Government Effectiveness

100% Score 1.09
Median 0.00



Rule of Law

100% Score 0.97
Median 0.00



Freedom of Information

18% Score 80
Median 59



Investing in People

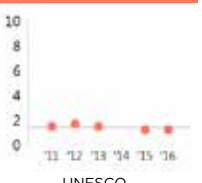
Health Expenditures

75% Score 2.87
Median 2.22



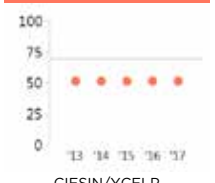
Primary Education Expenditures

29% Score 1.25
Median 1.43



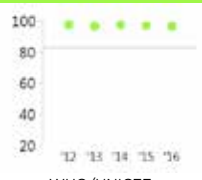
Natural Resource Protection

37% Score 51.4
Median 69.2



Immunization Rates

92% Score 96.5
Median 83.0



Girls' Pri Edu Completion Rate

44% Score 66.1
Median 70.1



Child Health

78% Score 75.6
Median 63.8



For more information regarding the Millennium Challenge Account Selection Process and these indicators, please consult MCC's website www.mcc.gov/selection

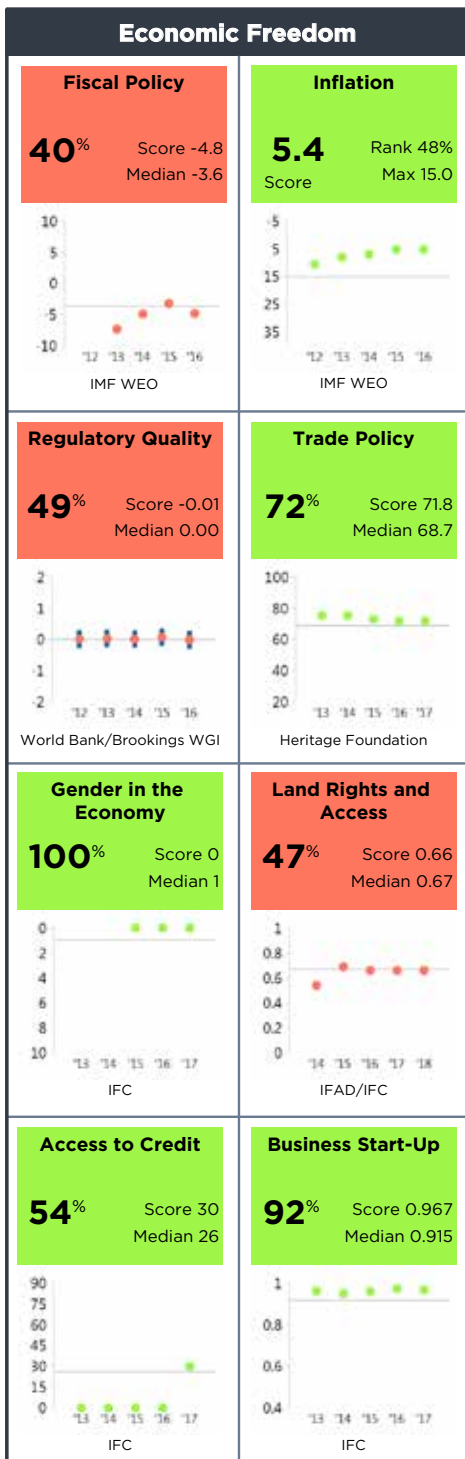
São Tomé and Príncipe FY18

Population 200,000

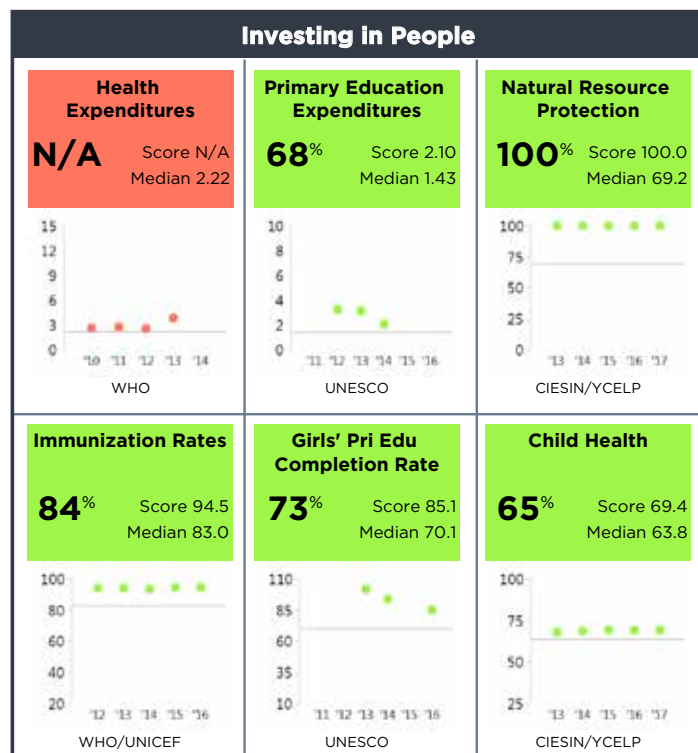
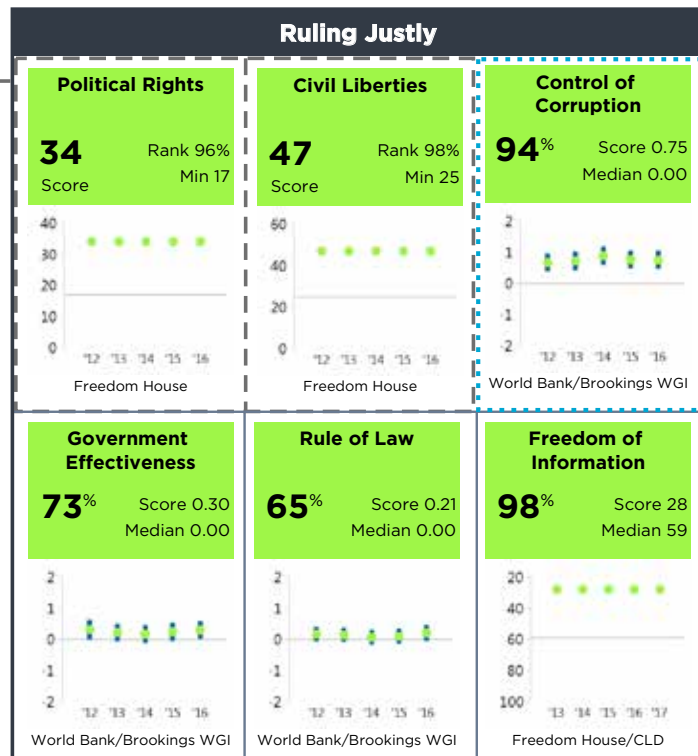
GNI/Cap \$1,730 (LIC)

Half Scorecard Passed ☒Control of Corruption ☒Democratic Rights ☒

São Tomé and Príncipe



For more information regarding the Millennium Challenge Account Selection Process and these indicators, please consult MCC's website www.mcc.gov/selection



Senegal FY18

Population 15,412,000

GNI/Cap \$950 (LIC)

Half Scorecard Passed ✓

Control of Corruption ✓

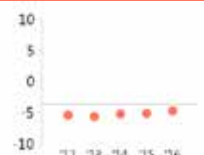
Democratic Rights ✓

Senegal

Economic Freedom

Fiscal Policy

42% Score -4.7
Median -3.6



IMF WEO

Inflation

0.9 Rank 79%
Score Max 15.0



IMF WEO

Regulatory Quality

98% Score 0.66
Median 0.00



World Bank/Brookings WGI

Trade Policy

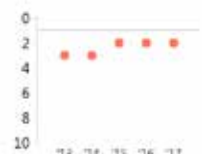
43% Score 66.7
Median 68.7



Heritage Foundation

Gender in the Economy


43% Score 2
Median 1



IFC

Land Rights and Access

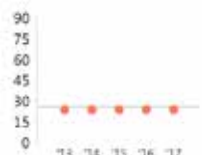
53% Score 0.68
Median 0.67



IFAD/IFC

Access to Credit

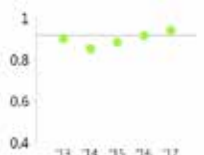
24% Score 24
Median 26



IFC

Business Start-Up

70% Score 0.940
Median 0.915



IFC

Ruling Justly

Political Rights

32 Rank 92%
Score Min 17



Freedom House

Civil Liberties

46 Rank 94%
Score Min 25



Freedom House

Control of Corruption


96% Score 0.78
Median 0.00



World Bank/Brookings WGI

Government Effectiveness


92% Score 0.51
Median 0.00



World Bank/Brookings WGI

Rule of Law

92% Score 0.72
Median 0.00



World Bank/Brookings WGI

Freedom of Information

80% Score 47
Median 59



Freedom House/CLD

Investing in People

Health Expenditures

60% Score 2.42
Median 2.22



WHO

Primary Education Expenditures

84% Score 2.58
Median 1.43



UNESCO

Natural Resource Protection

100% Score 100.0
Median 69.2



CIESIN/YCERP

Immunization Rates

76% Score 93.0
Median 83.0



WHO/UNICEF

Girls' Pri Edu Completion Rate

29% Score 60.9
Median 70.1



UNESCO

Child Health

82% Score 76.0
Median 63.8



CIESIN/YCERP

For more information regarding the Millennium Challenge Account Selection Process and these indicators, please consult MCC's website www.mcc.gov/selection

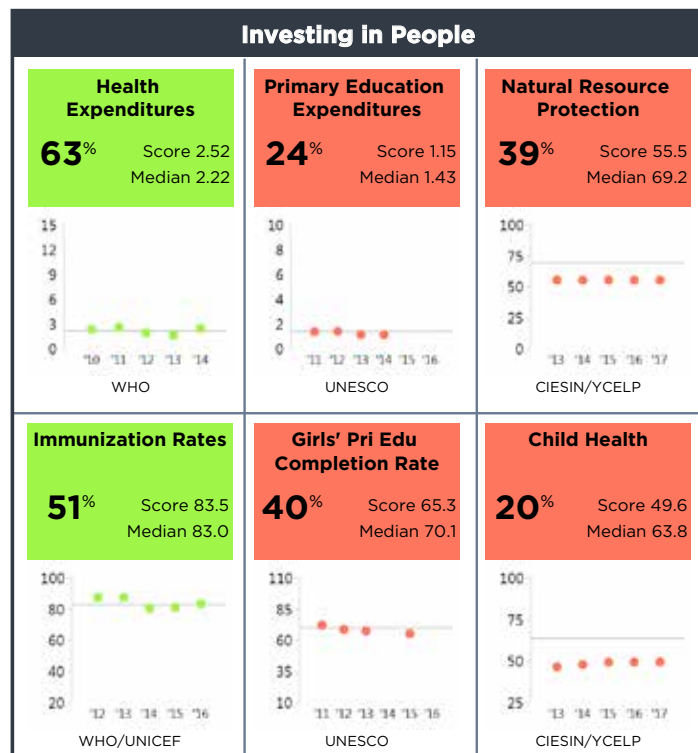
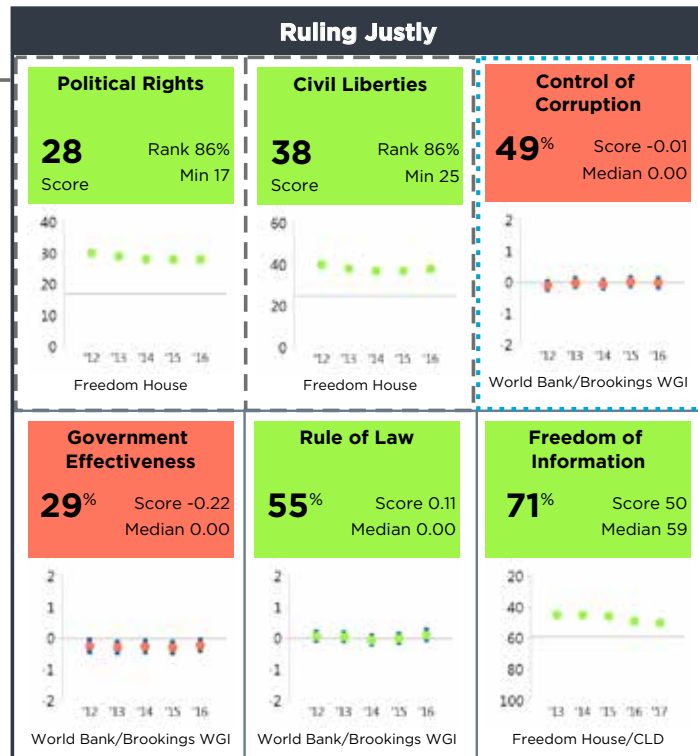
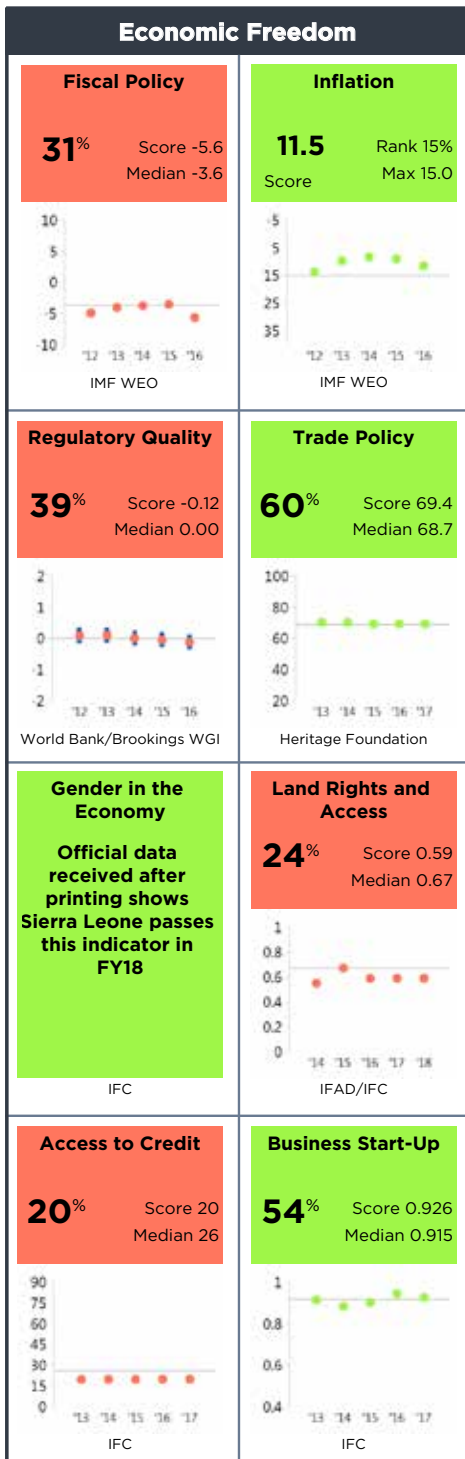
Sierra Leone FY18

Population 7,396,000

GNI/Cap \$490 (LIC)

Half Scorecard Passed ✓Control of Corruption XDemocratic Rights ✓

Sierra Leone



For more information regarding the Millennium Challenge Account Selection Process and these indicators, please consult MCC's website www.mcc.gov/selection

Solomon Islands FY18

Population 599,000

GNI/Cap \$1,880 (LIC)

Half Scorecard Passed ✓

Control of Corruption ✓

Democratic Rights ✓

Solomon Islands

Economic Freedom

Fiscal Policy

92% Score -0.6
Median -3.6



IMF WEO

Inflation

0.5 Rank 83%
Score Max 15.0



IMF WEO

Regulatory Quality

35% Score -0.15
Median 0.00



World Bank/Brookings WGI

Trade Policy

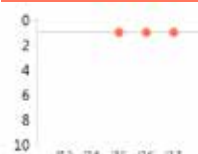
83% Score 74.7
Median 68.7



Heritage Foundation

Gender in the Economy

50% Score 1
Median 1



IFC

Land Rights and Access

18% Score 0.56
Median 0.67



IFAD/IFC

Access to Credit

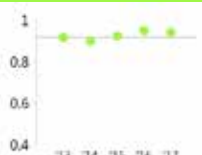
68% Score 40
Median 26



IFC

Business Start-Up

72% Score 0.940
Median 0.915



IFC

Ruling Justly

Political Rights

27 Rank 82%
Score Min 17



Freedom House

Civil Liberties

44 Rank 92%
Score Min 25



Freedom House

Control of Corruption

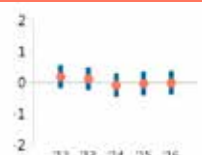
86% Score 0.47
Median 0.00



World Bank/Brookings WGI

Government Effectiveness

45% Score -0.02
Median 0.00



World Bank/Brookings WGI

Rule of Law

86% Score 0.56
Median 0.00



World Bank/Brookings WGI

Freedom of Information

100% Score 27
Median 59



Freedom House/CLD

Investing in People

Health Expenditures

92% Score 4.64
Median 2.22



WHO

Primary Education Expenditures

N/A Score N/A
Median 1.43



UNESCO

Natural Resource Protection

16% Score 10.1
Median 69.2



CIESIN/YCERP

Immunization Rates

100% Score 99.0
Median 83.0



WHO/UNICEF

Girls' Pri Edu Completion Rate

78% Score 88.5
Median 70.1



UNESCO

Child Health

53% Score 65.3
Median 63.8



CIESIN/YCERP

For more information regarding the Millennium Challenge Account Selection Process and these indicators, please consult MCC's website www.mcc.gov/selection

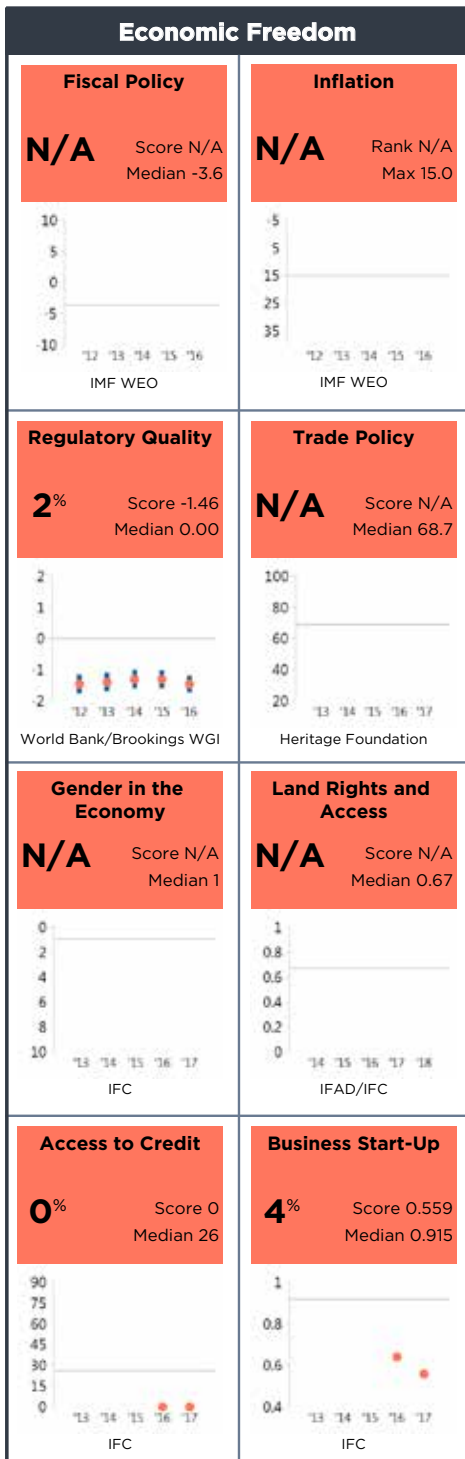
Somalia FY18

Population 14,318,000

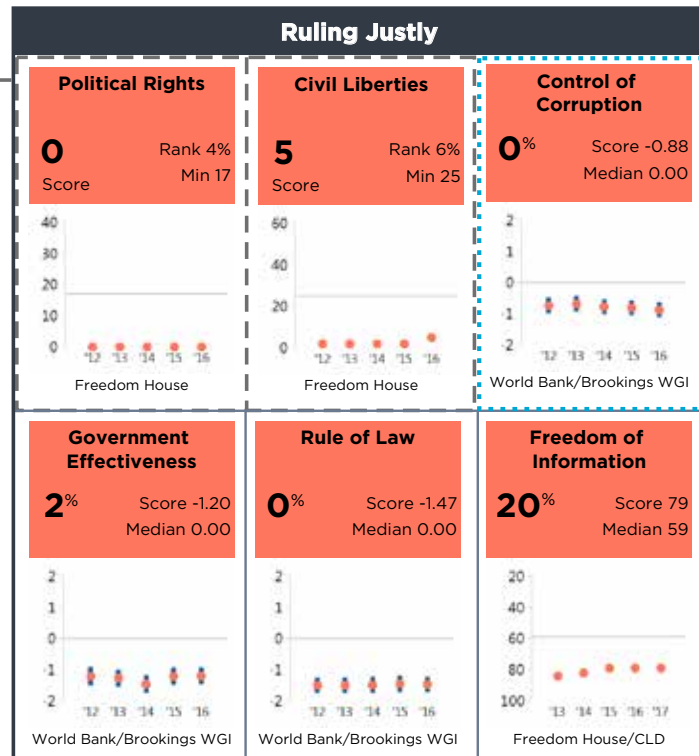
GNI/Cap (LIC)

Half Scorecard Passed **X**Control of Corruption **X**Democratic Rights **X**

Somalia



For more information regarding the Millennium Challenge Account Selection Process and these indicators, please consult MCC's website www.mcc.gov/selection



South Sudan FY18

Population 12,231,000

GNI/Cap \$820 (LIC)

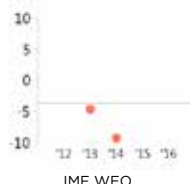
Half Scorecard Passed **X**Control of Corruption **X**Democratic Rights **X**

South Sudan

Economic Freedom

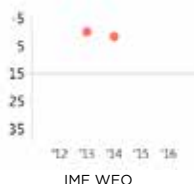
Fiscal Policy

2% Score -17.6
Median -3.6



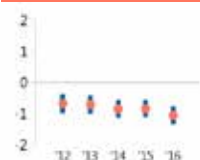
Inflation

379. Rank 0%
Score Max 15.0



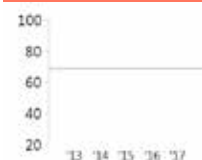
Regulatory Quality

6% Score -1.05
Median 0.00



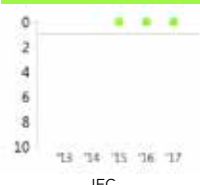
Trade Policy

N/A Score N/A
Median 68.7



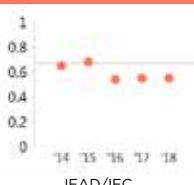
Gender in the Economy

100% Score 0
Median 1



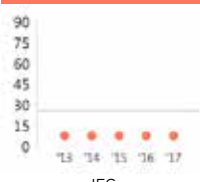
Land Rights and Access

16% Score 0.55
Median 0.67



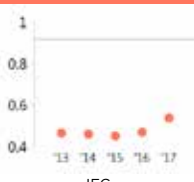
Access to Credit

8% Score 8
Median 26



Business Start-Up

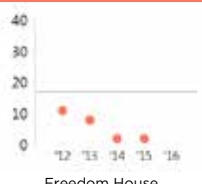
2% Score 0.539
Median 0.915



Ruling Justly

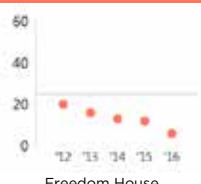
Political Rights

-2 Rank 2%
Score Min 17



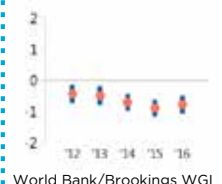
Civil Liberties

6 Rank 8%
Score Min 25



Control of Corruption

4% Score -0.77
Median 0.00



Government Effectiveness

0% Score -1.28
Median 0.00



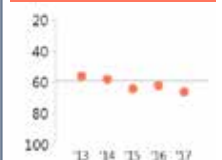
Rule of Law

6% Score -0.79
Median 0.00



Freedom of Information

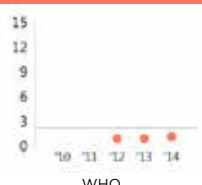
37% Score 66
Median 59



Investing in People

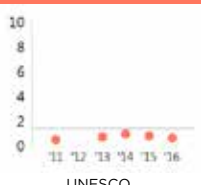
Health Expenditures

8% Score 1.14
Median 2.22



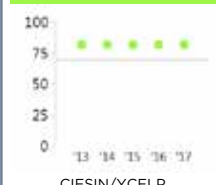
Primary Education Expenditures

0% Score 0.66
Median 1.43



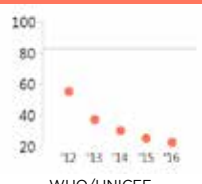
Natural Resource Protection

63% Score 81.6
Median 69.2



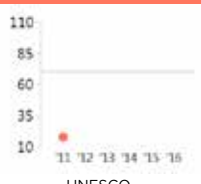
Immunization Rates

0% Score 23.0
Median 83.0



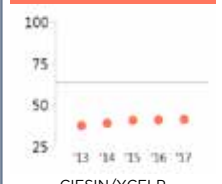
Girls' Pri Edu Completion Rate

0% Score 18.0
Median 70.1



Child Health

10% Score 41.6
Median 63.8



For more information regarding the Millennium Challenge Account Selection Process and these indicators, please consult MCC's website www.mcc.gov/selection

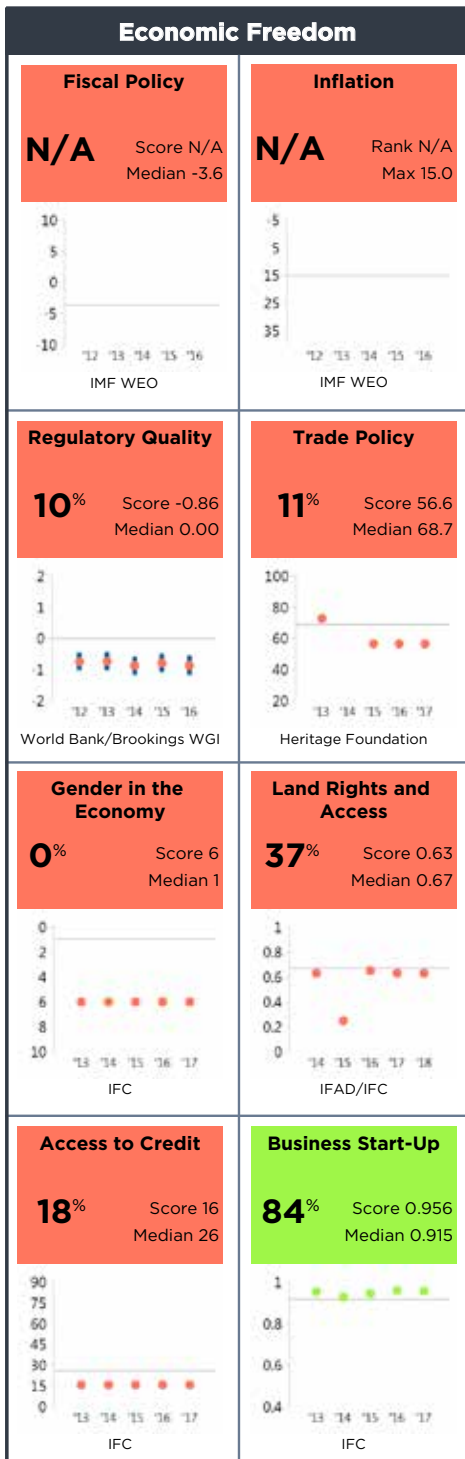
Syrian Arab Republic FY18

Population 18,430,000

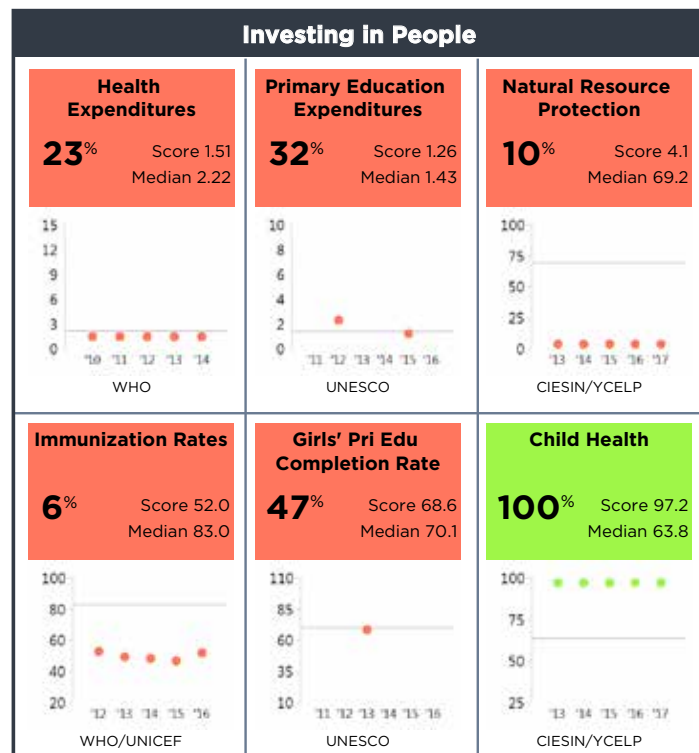
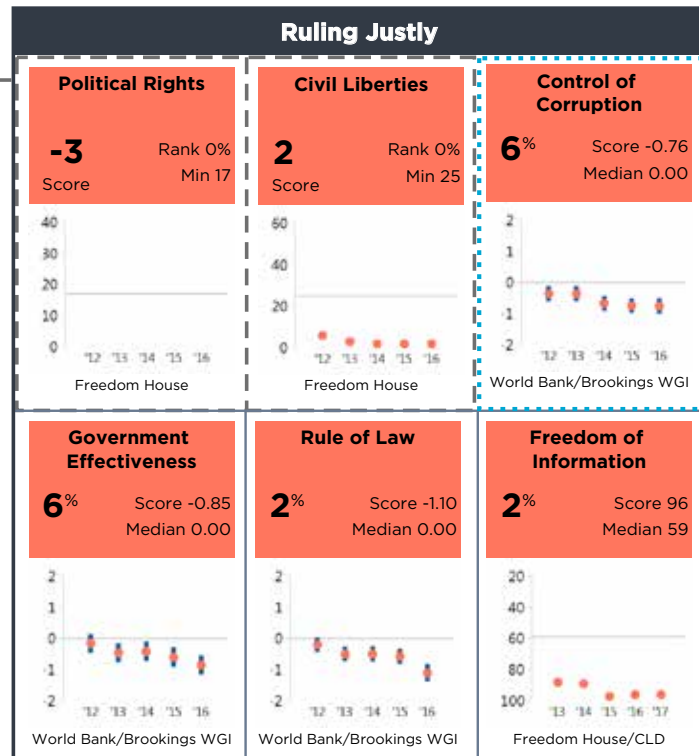
GNI/Cap (LIC)

Half Scorecard Passed **X**Control of Corruption **X**Democratic Rights **X**

Syria



For more information regarding the Millennium Challenge Account Selection Process and these indicators, please consult MCC's website www.mcc.gov/selection



Tajikistan FY18

Population 8,735,000

GNI/Cap \$1,110 (LIC)

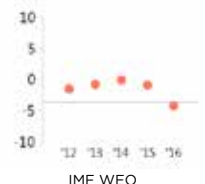
Half Scorecard Passed **X**Control of Corruption **X**Democratic Rights **X**

Tajikistan

Economic Freedom

Fiscal Policy

48% Score -4.2
Median -3.6



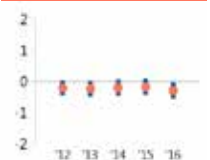
Inflation

5.9 Rank 38%
Score Max 15.0



Regulatory Quality

29% Score -0.29
Median 0.00




Trade Policy

64% Score 70.6
Median 68.7



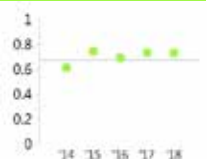
Gender in the Economy

100% Score 0
Median 1



Land Rights and Access

67% Score 0.73
Median 0.67



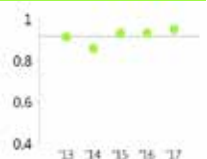
Access to Credit

74% Score 46
Median 26



Business Start-Up

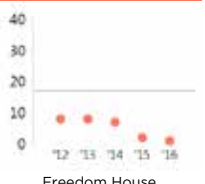
80% Score 0.950
Median 0.915



Ruling Justly

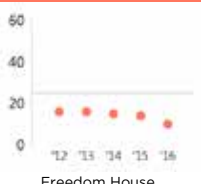
Political Rights

1 Rank 8%
Score Min 17



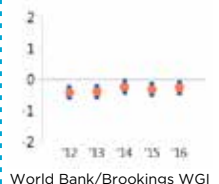
Civil Liberties

10 Rank 14%
Score Min 25



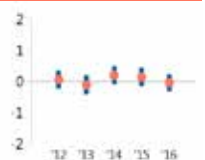
Control of Corruption

35% Score -0.26
Median 0.00



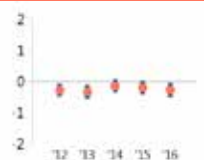
Government Effectiveness

41% Score -0.04
Median 0.00



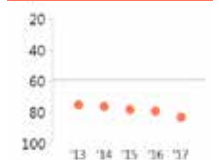
Rule of Law

29% Score -0.27
Median 0.00



Freedom of Information

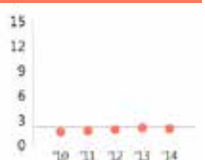
12% Score 83
Median 59



Investing in People

Health Expenditures

42% Score 1.98
Median 2.22



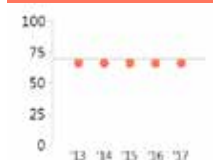
Primary Education Expenditures

N/A Score N/A
Median 1.43



Natural Resource Protection

47% Score 65.9
Median 69.2



Immunization Rates

92% Score 96.5
Median 83.0



Girls' Pri Edu Completion Rate

82% Score 95.8
Median 70.1



Child Health

94% Score 87.0
Median 63.8



For more information regarding the Millennium Challenge Account Selection Process and these indicators, please consult MCC's website www.mcc.gov/selection

Tanzania FY18

Population 55,572,000

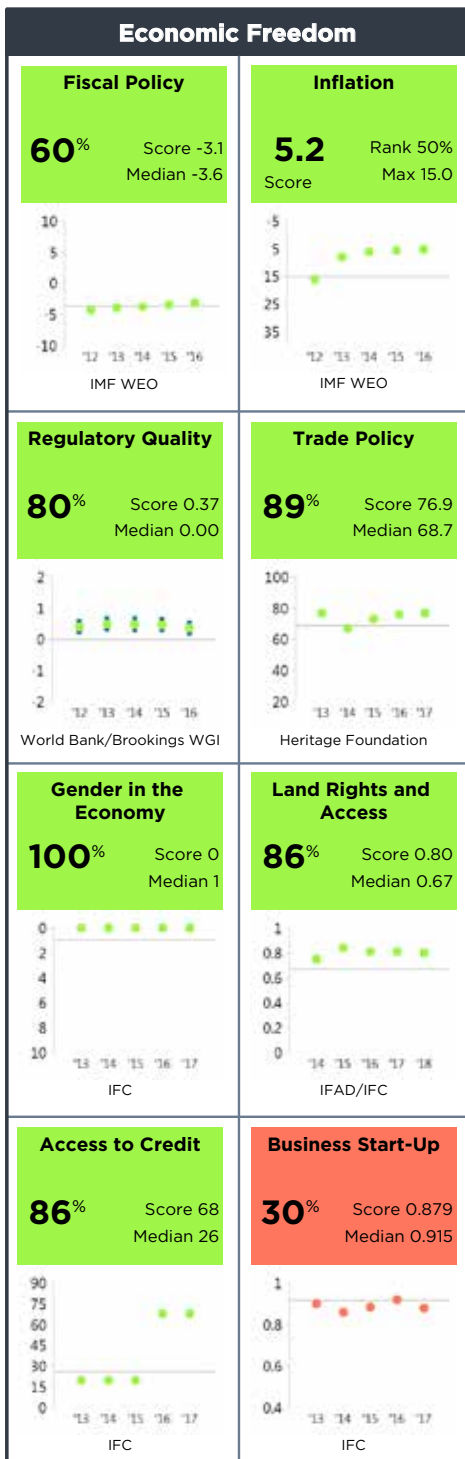
GNI/Cap \$900 (LIC)

Half Scorecard Passed ✓

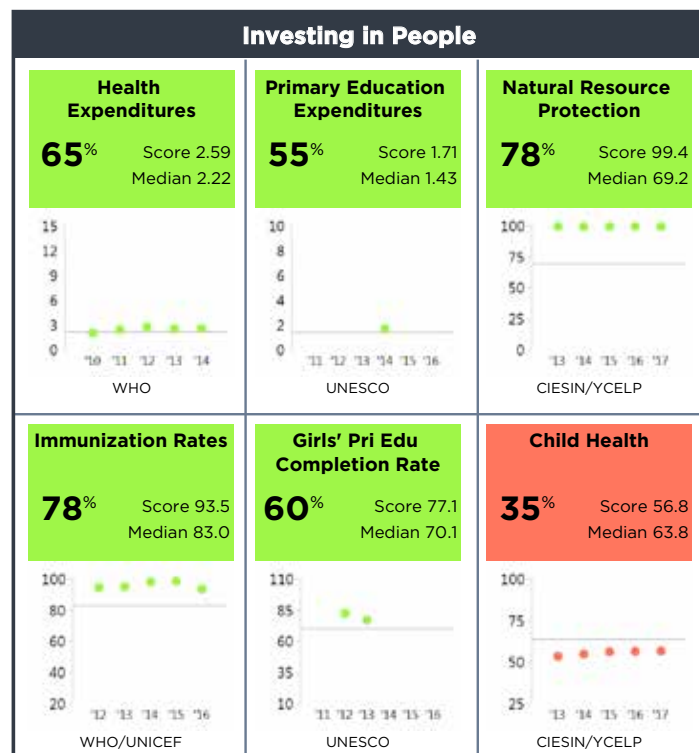
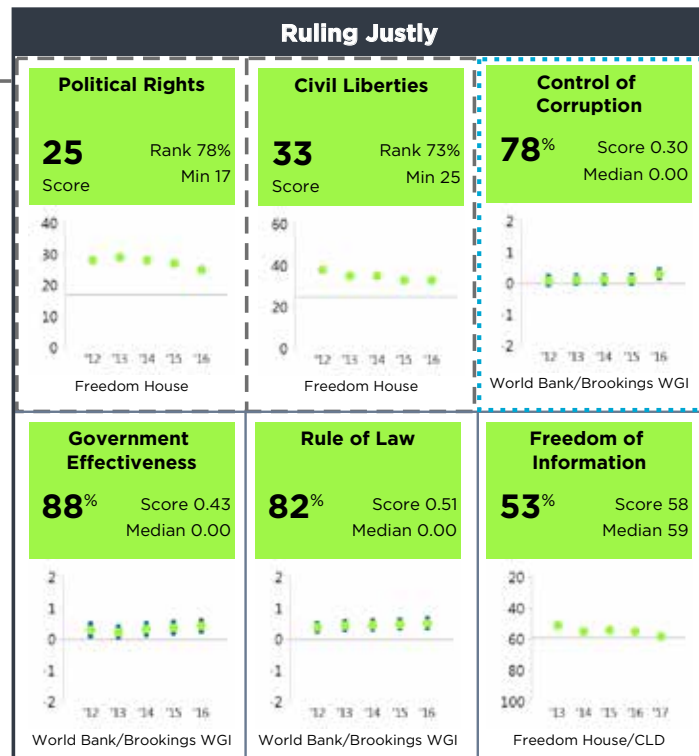
Control of Corruption ✓

Democratic Rights ✓

Tanzania



For more information regarding the Millennium Challenge Account Selection Process and these indicators, please consult MCC's website www.mcc.gov/selection



Timor-Leste FY18

Population 1,269,000

GNI/Cap (LIC)

Half Scorecard Passed ✓

Control of Corruption ✓

Democratic Rights ✓

Timor-Leste

Economic Freedom

Fiscal Policy

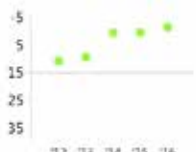
100% Score 1.5
Median -3.6



IMF WEO

Inflation

-1.3 Rank 96%
Score Max 15.0



IMF WEO

Regulatory Quality

33% Score -0.17
Median 0.00



World Bank/Brookings WGI

Trade Policy

98% Score 80.0
Median 68.7



Heritage Foundation

Gender in the Economy

100% Score 0
Median 1



IFC

Land Rights and Access

0% Score 0.14
Median 0.67



IFAD/IFC

Access to Credit


24% Score 24
Median 26



IFC

Business Start-Up

100% Score 0.981
Median 0.915



IFC

Ruling Justly

Political Rights

29 Rank 90%
Score Min 17



Freedom House

Civil Liberties

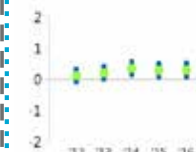
36 Rank 80%
Score Min 25



Freedom House

Control of Corruption

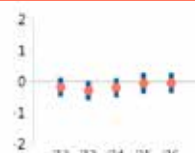
76% Score 0.30
Median 0.00



World Bank/Brookings WGI

Government Effectiveness

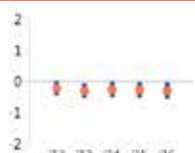
39% Score -0.05
Median 0.00



World Bank/Brookings WGI

Rule of Law

27% Score -0.30
Median 0.00



World Bank/Brookings WGI

Freedom of Information

96% Score 31
Median 59



Freedom House/CLD

Investing in People

Health Expenditures

17% Score 1.33
Median 2.22



WHO

Primary Education Expenditures

100% Score 5.05
Median 1.43



UNESCO

Natural Resource Protection

55% Score 77.2
Median 69.2



CIESIN/YCELP

Immunization Rates

43% Score 81.5
Median 83.0



WHO/UNICEF

Girls' Pri Edu Completion Rate

96% Score 109.7
Median 70.1



UNESCO

Child Health

67% Score 70.7
Median 63.8



CIESIN/YCELP

For more information regarding the Millennium Challenge Account Selection Process and these indicators, please consult MCC's website www.mcc.gov/selection

Togo FY18

Population 7,606,000

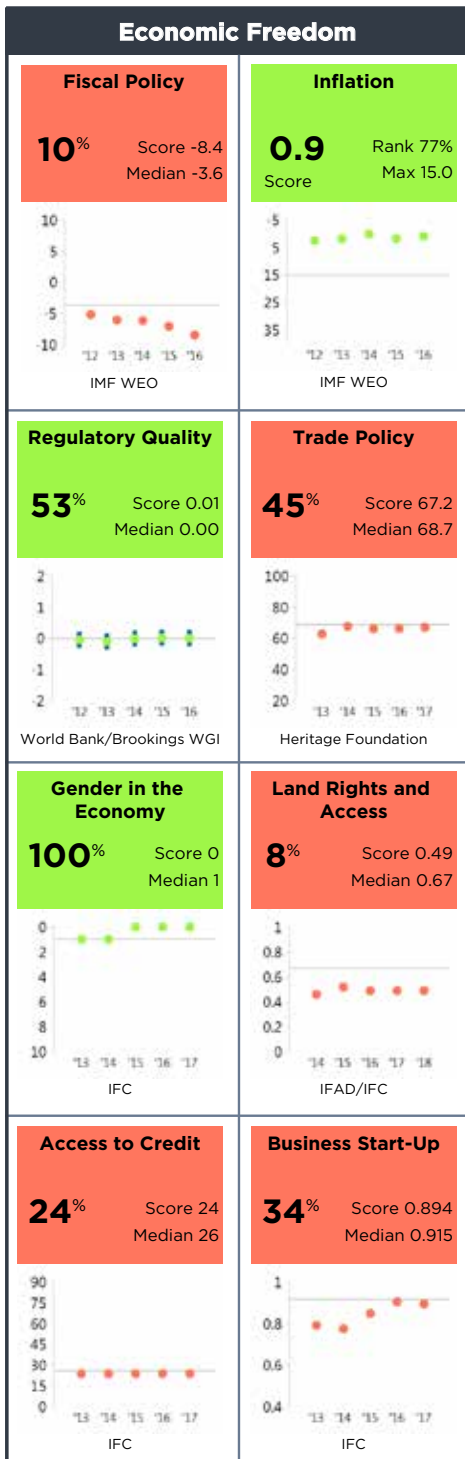
GNI/Cap \$540 (LIC)

Half Scorecard Passed ✓

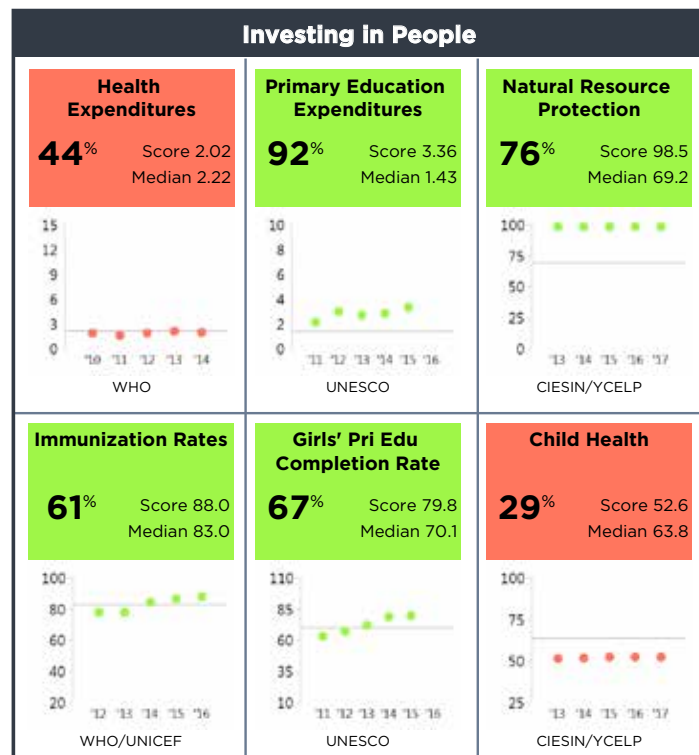
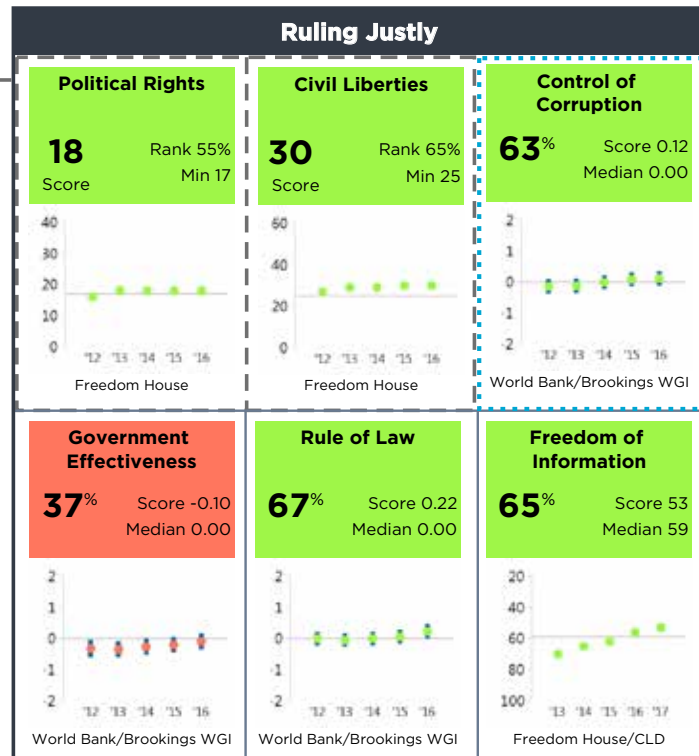
Control of Corruption ✓

Democratic Rights ✓

Togo



For more information regarding the Millennium Challenge Account Selection Process and these indicators, please consult MCC's website www.mcc.gov/selection



Uganda FY18

Population 41,488,000

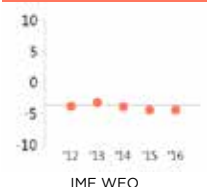
GNI/Cap \$660 (LIC)

Half Scorecard Passed **X**Control of Corruption **X**Democratic Rights **X**

Uganda

Economic Freedom

Fiscal Policy

44% Score -4.4
Median -3.6


Inflation

5.5 Rank 46%
Score Max 15.0

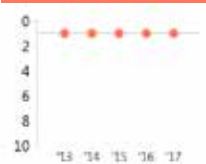

Regulatory Quality

96% Score 0.59
Median 0.00

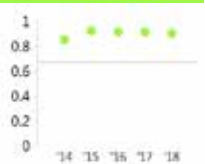

Trade Policy

94% Score 78.1
Median 68.7


Gender in the Economy

50% Score 1
Median 1


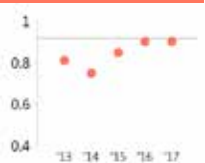
Land Rights and Access

98% Score 0.90
Median 0.67


Access to Credit

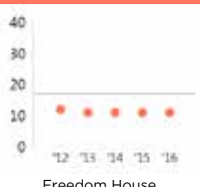
84% Score 66
Median 26


Business Start-Up

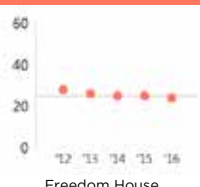
38% Score 0.901
Median 0.915


Ruling Justly

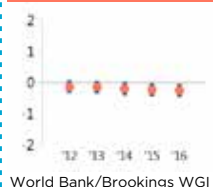
Political Rights

11 Rank 37%
Score Min 17


Civil Liberties

24 Rank 45%
Score Min 25


Control of Corruption

37% Score -0.25
Median 0.00


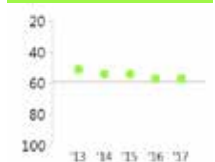
Government Effectiveness

84% Score 0.41
Median 0.00


Rule of Law

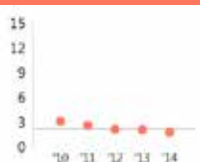
90% Score 0.66
Median 0.00


Freedom of Information

57% Score 57
Median 59


Investing in People

Health Expenditures

33% Score 1.80
Median 2.22


Primary Education Expenditures

39% Score 1.31
Median 1.43


Natural Resource Protection

69% Score 95.4
Median 69.2


Immunization Rates

37% Score 80.0
Median 83.0


Girls' Pri Edu Completion Rate

16% Score 53.4
Median 70.1


Child Health

25% Score 52.4
Median 63.8


For more information regarding the Millennium Challenge Account Selection Process and these indicators, please consult MCC's website www.mcc.gov/selection

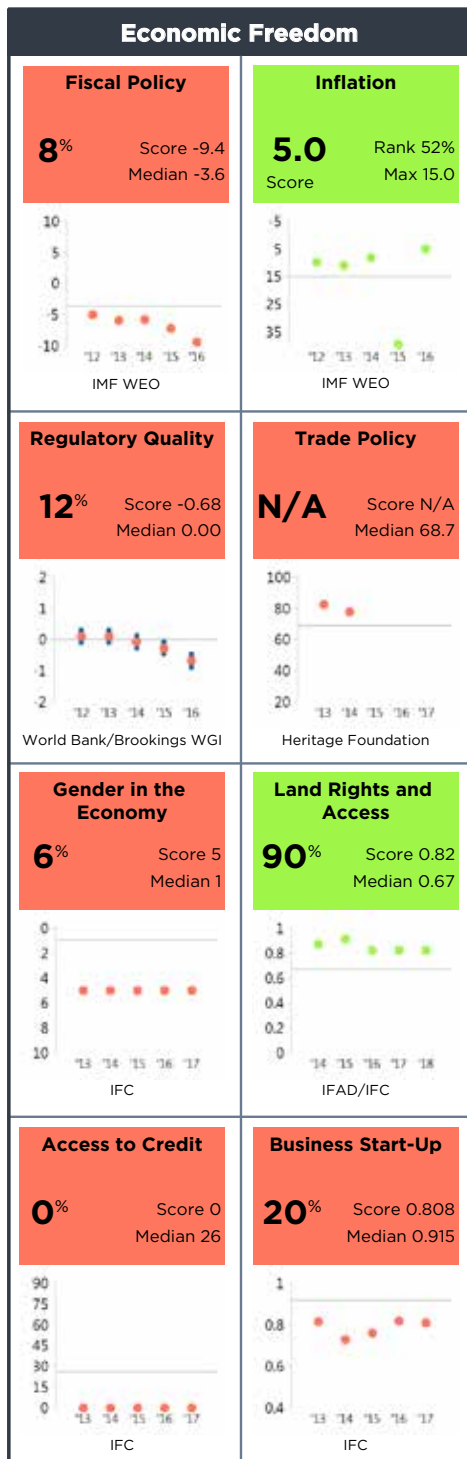
Yemen, Rep. FY18

Population 27,584,000

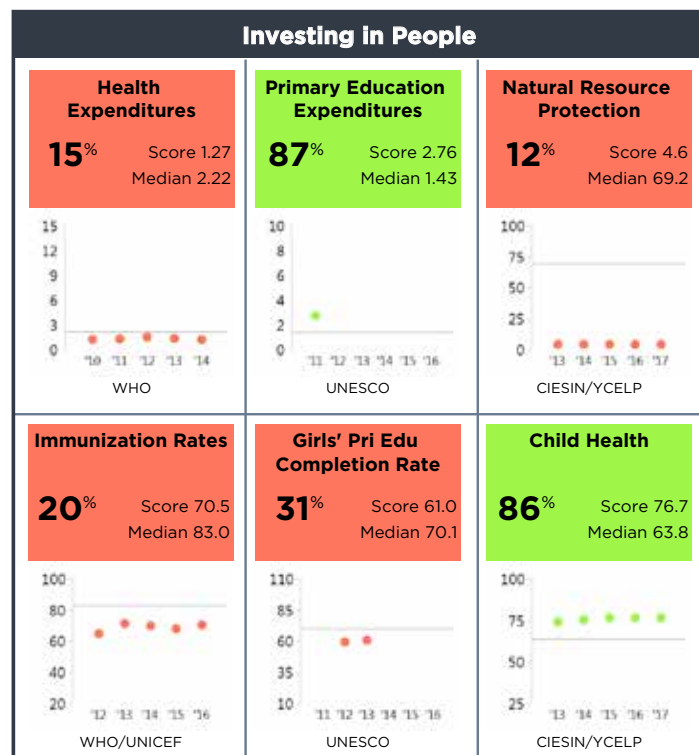
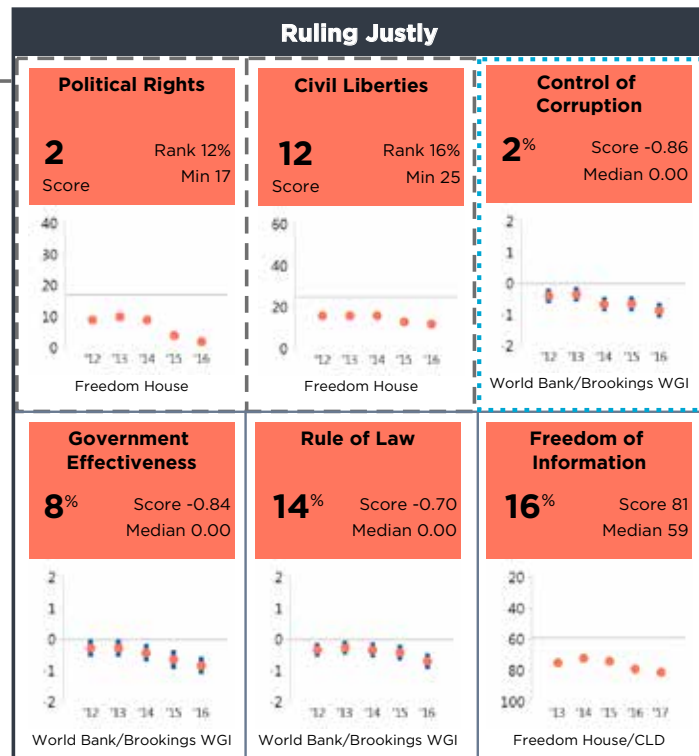
GNI/Cap \$1,040 (LIC)

Half Scorecard Passed **X**Control of Corruption **X**Democratic Rights **X**

Yemen, Rep



For more information regarding the Millennium Challenge Account Selection Process and these indicators, please consult MCC's website www.mcc.gov/selection



Zambia FY18

Population 16,591,000

GNI/Cap \$1,300 (LIC)

Half Scorecard Passed ✓

Control of Corruption ✓

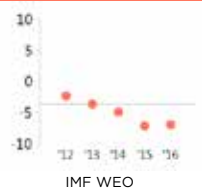
Democratic Rights ✓

Zambia

Economic Freedom

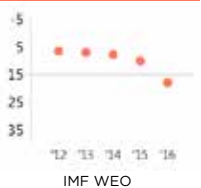
Fiscal Policy

23% Score -6.9
Median -3.6



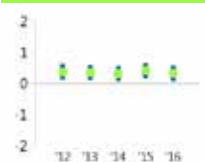
Inflation

17.9 Rank 8%
Score Max 15.0



Regulatory Quality

76% Score 0.32
Median 0.00




Trade Policy

96% Score 78.3
Median 68.7



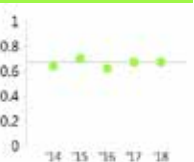
Gender in the Economy

100% Score 0
Median 1



Land Rights and Access

51% Score 0.67
Median 0.67



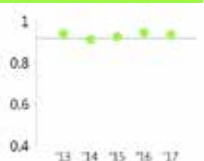
Access to Credit

100% Score 92
Median 26



Business Start-Up

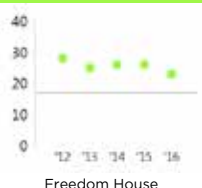
66% Score 0.934
Median 0.915



Ruling Justly

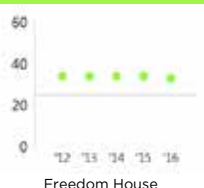
Political Rights

23 Rank 69%
Score Min 17



Civil Liberties

33 Rank 73%
Score Min 25



Control of Corruption

84% Score 0.41
Median 0.00



Government Effectiveness

76% Score 0.32
Median 0.00



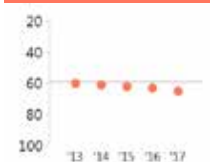
Rule of Law

88% Score 0.60
Median 0.00



Freedom of Information

41% Score 65
Median 59



Investing in People

Health Expenditures

71% Score 2.76
Median 2.22



Primary Education Expenditures

N/A Score N/A
Median 1.43



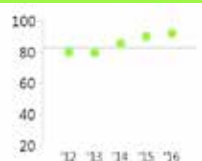
Natural Resource Protection

100% Score 100.0
Median 69.2




Immunization Rates

73% Score 92.0
Median 83.0



Girls' Pri Edu Completion Rate

69% Score 79.9
Median 70.1



Child Health

37% Score 56.9
Median 63.8



For more information regarding the Millennium Challenge Account Selection Process and these indicators, please consult MCC's website www.mcc.gov/selection

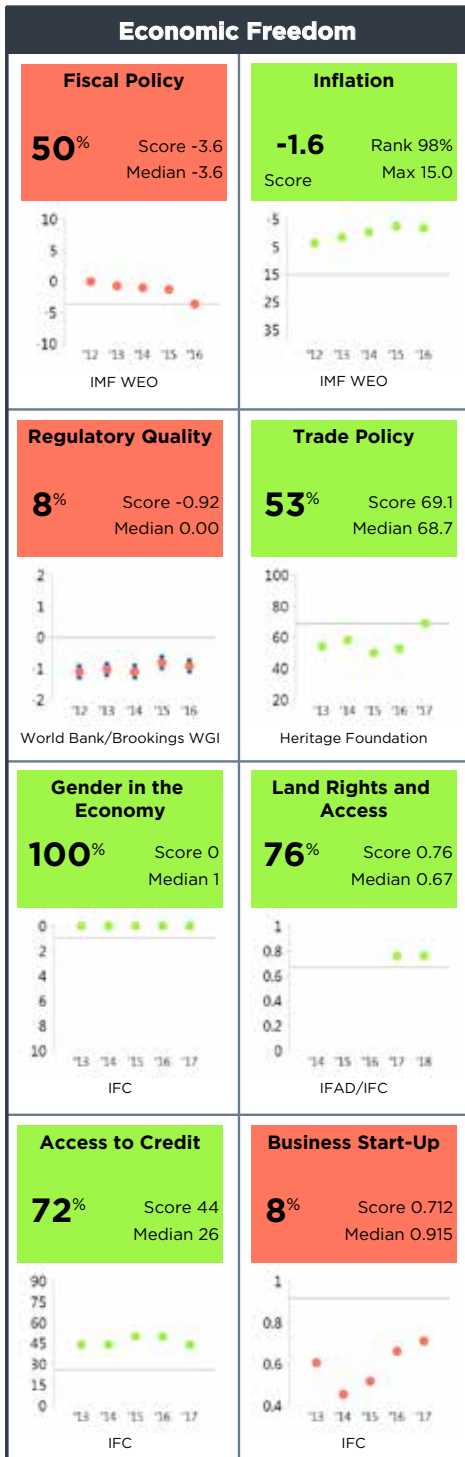
Zimbabwe FY18

Population 16,150,000

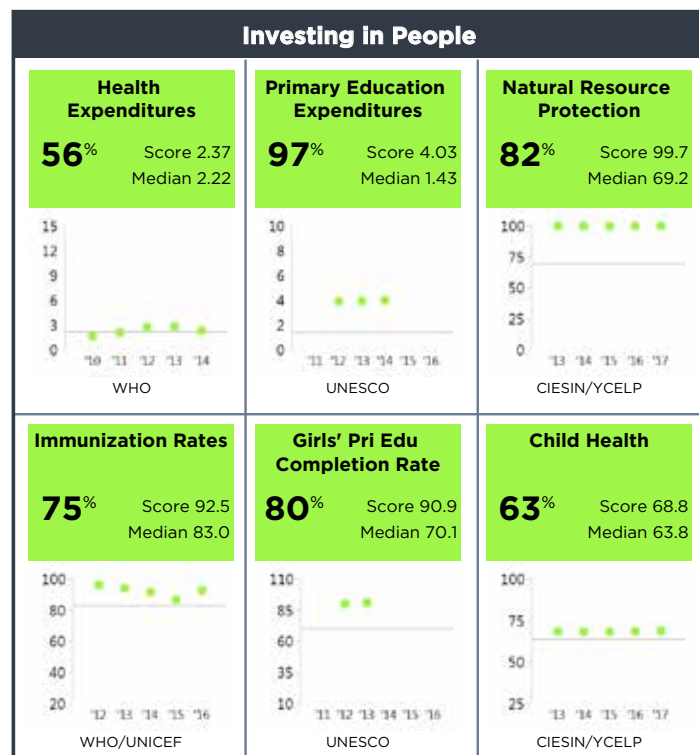
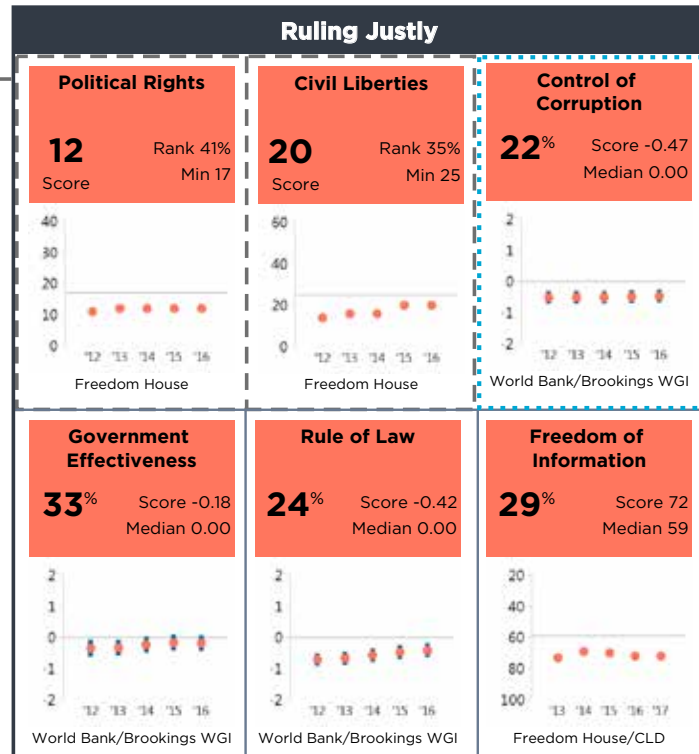
GNI/Cap \$940 (LIC)

Half Scorecard Passed ✓Control of Corruption XDemocratic Rights X

Zimbabwe



For more information regarding the Millennium Challenge Account Selection Process and these indicators, please consult MCC's website www.mcc.gov/selection



Part 2:

Lower Middle Income Country Scorecards



Angola FY18

Population 28,813,000

GNI/Cap \$3,440 (LMIC)

Half Scorecard Passed X

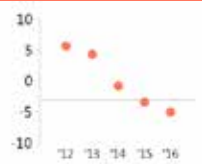
Control of Corruption X

Democratic Rights X

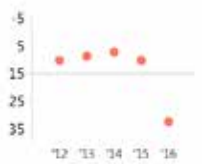
Angola

Economic Freedom

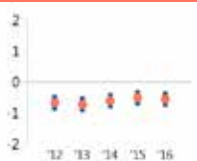
Fiscal Policy

33% Score -5.0
Median -3.1


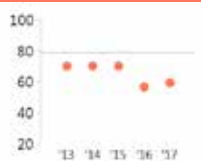
Inflation

32.4 Rank 0%
Score Max 15.0


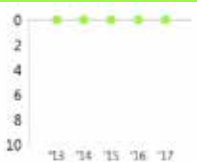
Regulatory Quality

7% Score -0.55
Median 0.00


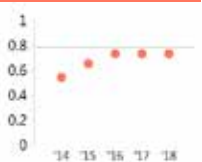
Trade Policy

10% Score 59.5
Median 78.7


Gender in the Economy

100% Score 0
Median 0


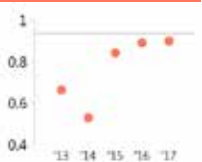
Land Rights and Access

26% Score 0.73
Median 0.78


Access to Credit

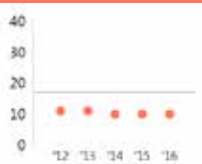
0% Score 4
Median 58


Business Start-Up

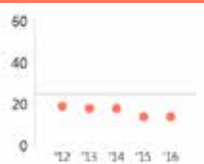
23% Score 0.898
Median 0.935


Ruling Justly

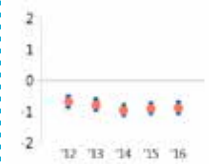
Political Rights

10 Rank 20%
Score Min 17


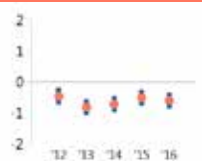
Civil Liberties

14 Rank 10%
Score Min 25


Control of Corruption

3% Score -0.88
Median 0.00


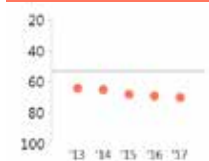
Government Effectiveness

7% Score -0.60
Median 0.00


Rule of Law

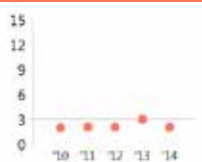
13% Score -0.70
Median 0.00


Freedom of Information

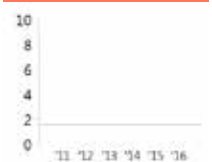
23% Score 70
Median 53


Investing in People

Health Expenditures

30% Score 2.12
Median 3.11


Primary Education Expenditures

N/A Score N/A
Median 1.58


Natural Resource Protection

37% Score 34.1
Median 70.4


Immunization Rates

56.5 Rank 7%
Score Min 90.0


Girls' Sec Edu Enrollment Rate

0% Score 29.4
Median 93.0


Child Health

3% Score 50.6
Median 88.1


For more information regarding the Millennium Challenge Account Selection Process and these indicators, please consult MCC's website www.mcc.gov/selection

Armenia FY18

Population 2,925,000

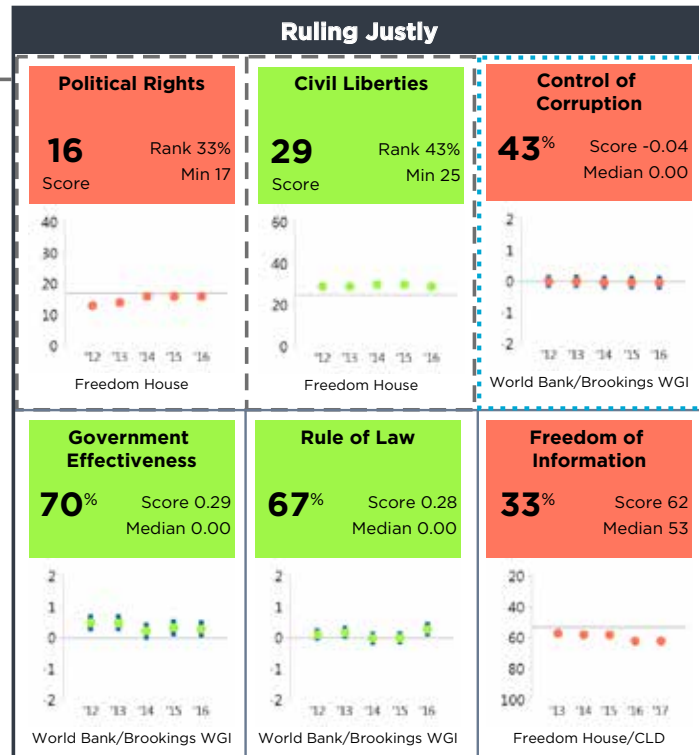
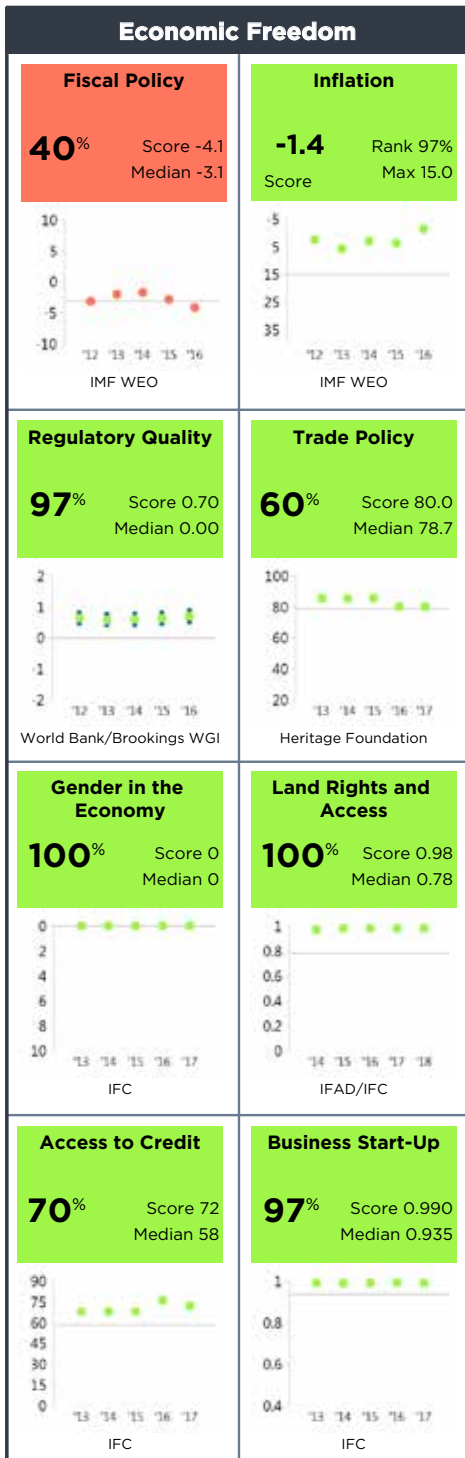
GNI/Cap \$3,760 (LMIC)

Half Scorecard Passed ✓

Control of Corruption X

Democratic Rights ✓

Armenia



For more information regarding the Millennium Challenge Account Selection Process and these indicators, please consult MCC's website www.mcc.gov/selection

Bhutan FY18

Population 798,000

GNI/Cap \$2,510 (LMIC)

Half Scorecard Passed ✓

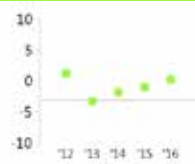
Control of Corruption ✓

Democratic Rights ✓

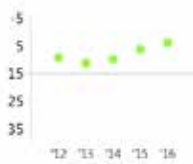
Bhutan

Economic Freedom

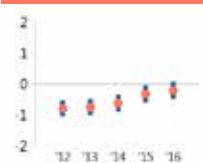
Fiscal Policy

83% Score 0.2
Median -3.1


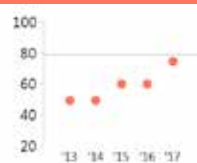
Inflation

3.9 Rank 37%
Score Max 15.0


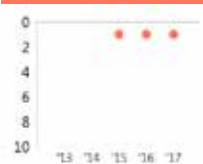
Regulatory Quality

30% Score -0.21
Median 0.00


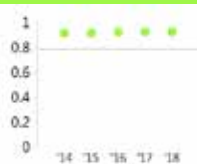
Trade Policy

30% Score 74.4
Median 78.7


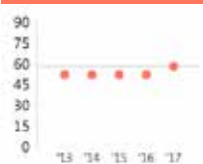
Gender in the Economy

30% Score 1
Median 0


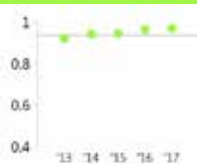
Land Rights and Access

89% Score 0.92
Median 0.78


Access to Credit

50% Score 58
Median 58


Business Start-Up

70% Score 0.969
Median 0.935


Ruling Justly

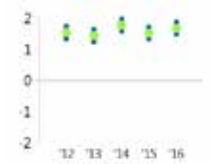
Political Rights

28 Rank 70%
Score Min 17


Civil Liberties

27 Rank 33%
Score Min 25


Control of Corruption

100% Score 1.67
Median 0.00


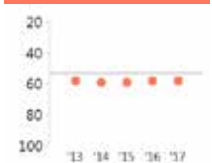
Government Effectiveness

97% Score 0.92
Median 0.00


Rule of Law

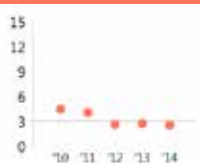
100% Score 0.86
Median 0.00


Freedom of Information

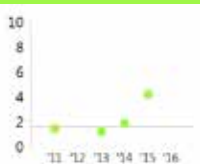
40% Score 58
Median 53


Investing in People

Health Expenditures

43% Score 2.62
Median 3.11


Primary Education Expenditures

100% Score 4.19
Median 1.58


Natural Resource Protection

100% Score 100.0
Median 70.4

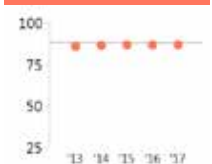

Immunization Rates

97.5 Rank 77%
Score Min 90.0


Girls' Sec Edu Enrollment Rate

86% Score 102.0
Median 93.0


Child Health

40% Score 86.9
Median 88.1


For more information regarding the Millennium Challenge Account Selection Process and these indicators, please consult MCC's website www.mcc.gov/selection

Bolivia FY18

Population 10,888,000

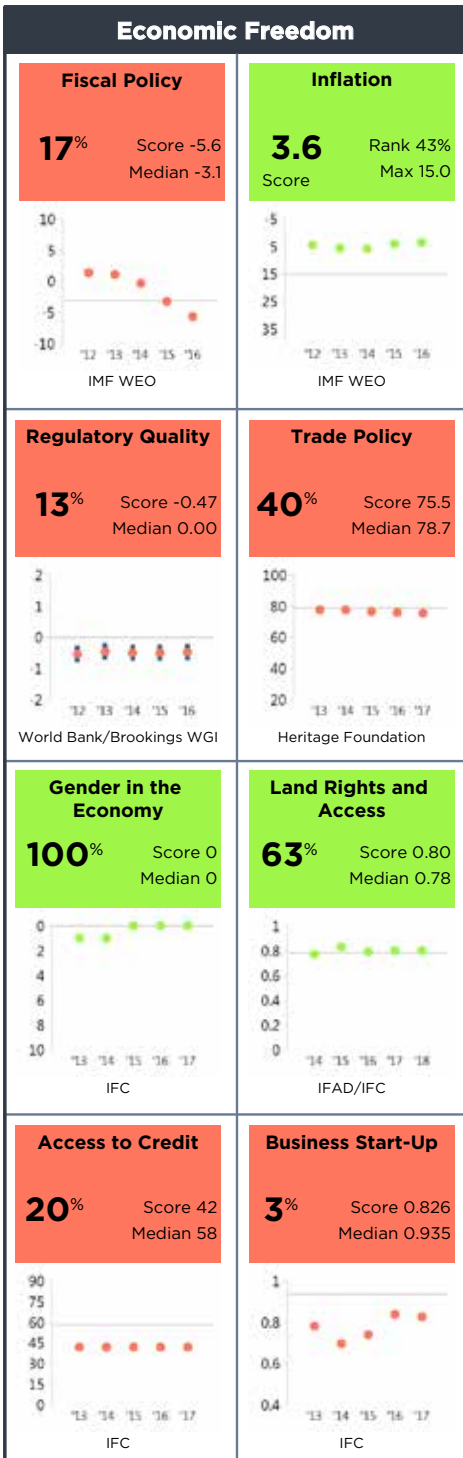
GNI/Cap \$3,070 (LMIC)

Half Scorecard Passed ✓

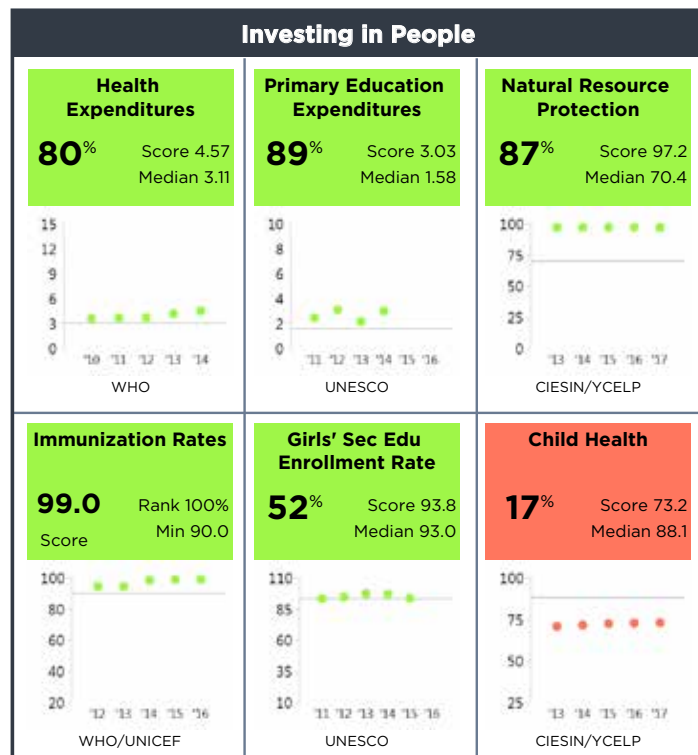
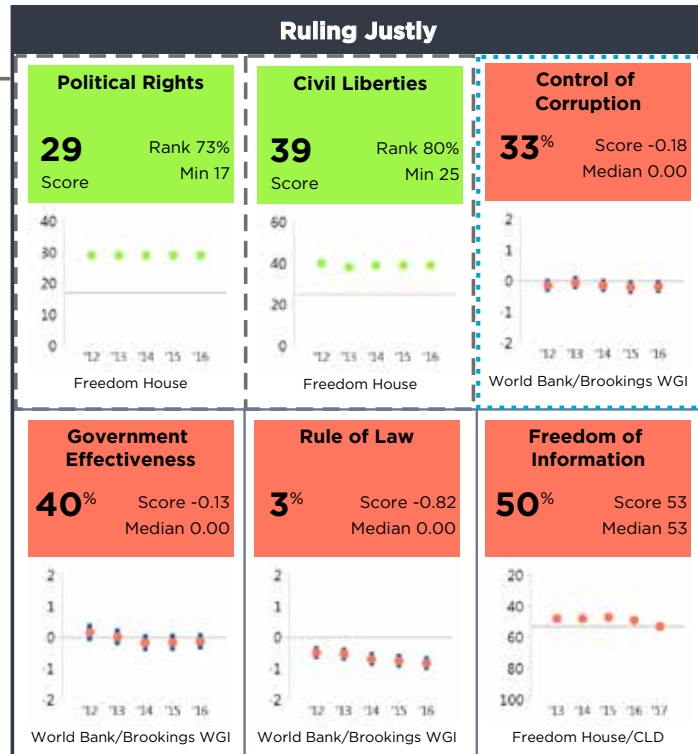
Control of Corruption X

Democratic Rights ✓

Bolivia



For more information regarding the Millennium Challenge Account Selection Process and these indicators, please consult MCC's website www.mcc.gov/selection



Cabo Verde FY18

Population 540,000

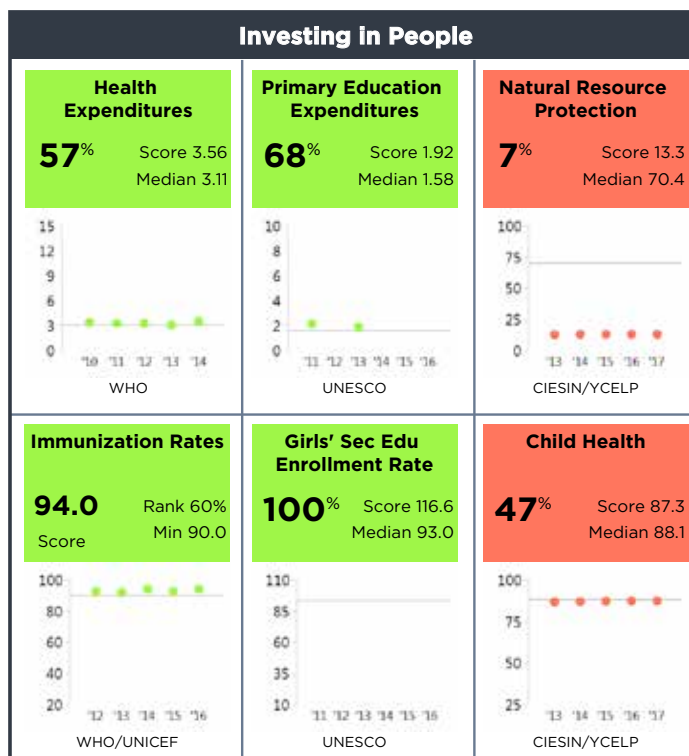
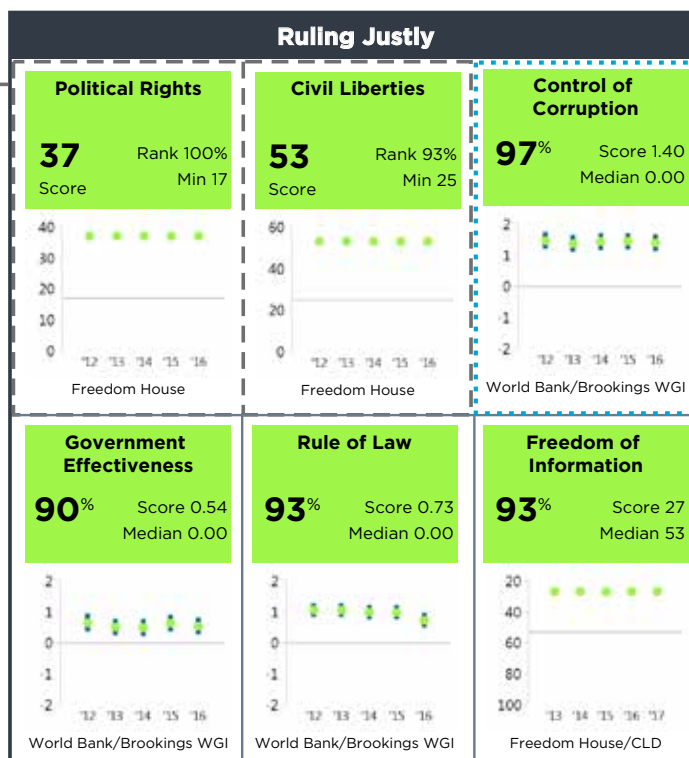
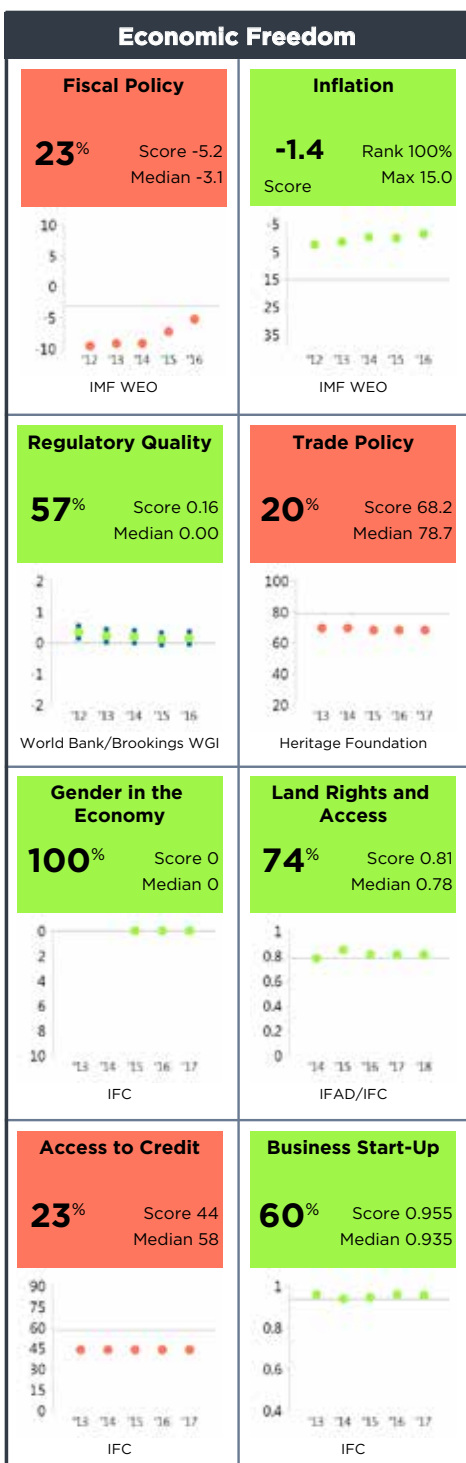
GNI/Cap \$2,970 (LMIC)

Half Scorecard Passed ✓

Control of Corruption ✓

Democratic Rights ✓

Cabo Verde



For more information regarding the Millennium Challenge Account Selection Process and these indicators, please consult MCC's website www.mcc.gov/selection

Egypt, Arab Rep. FY18

Population 95,689,000

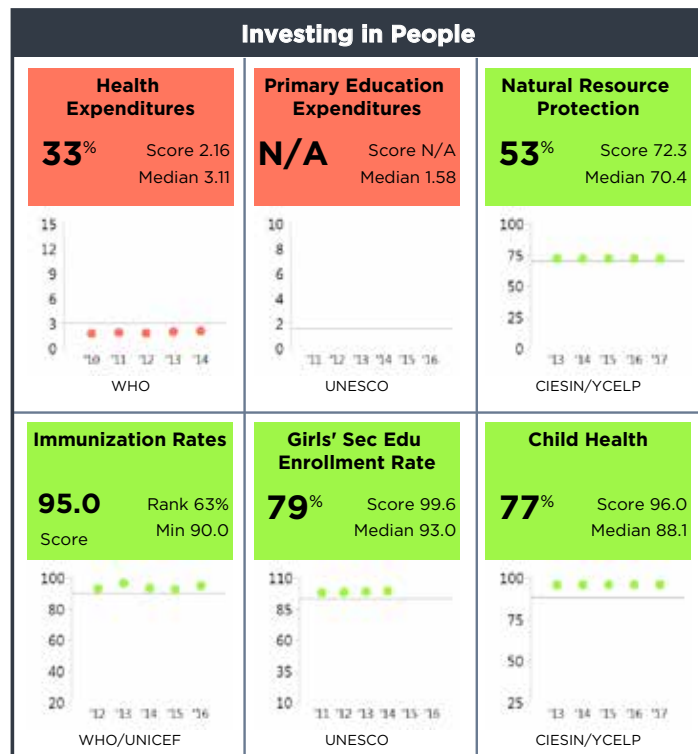
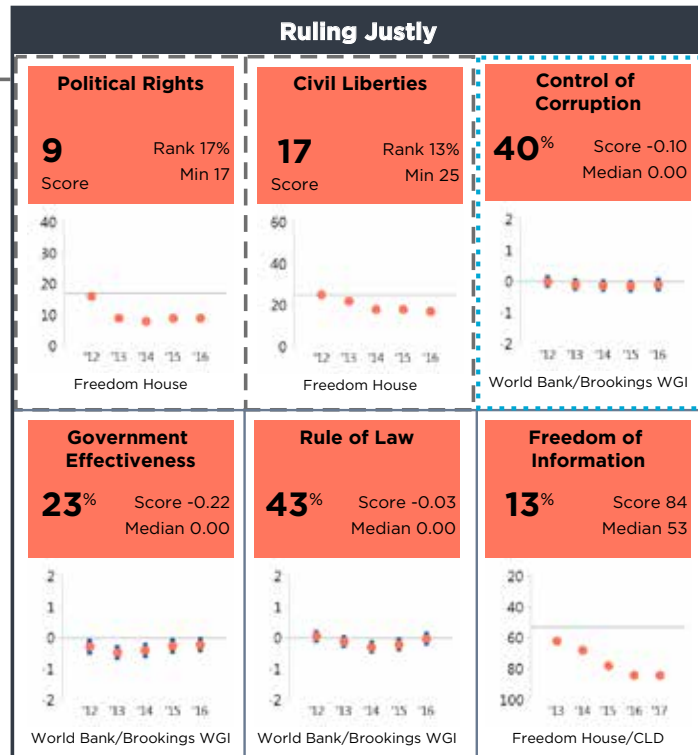
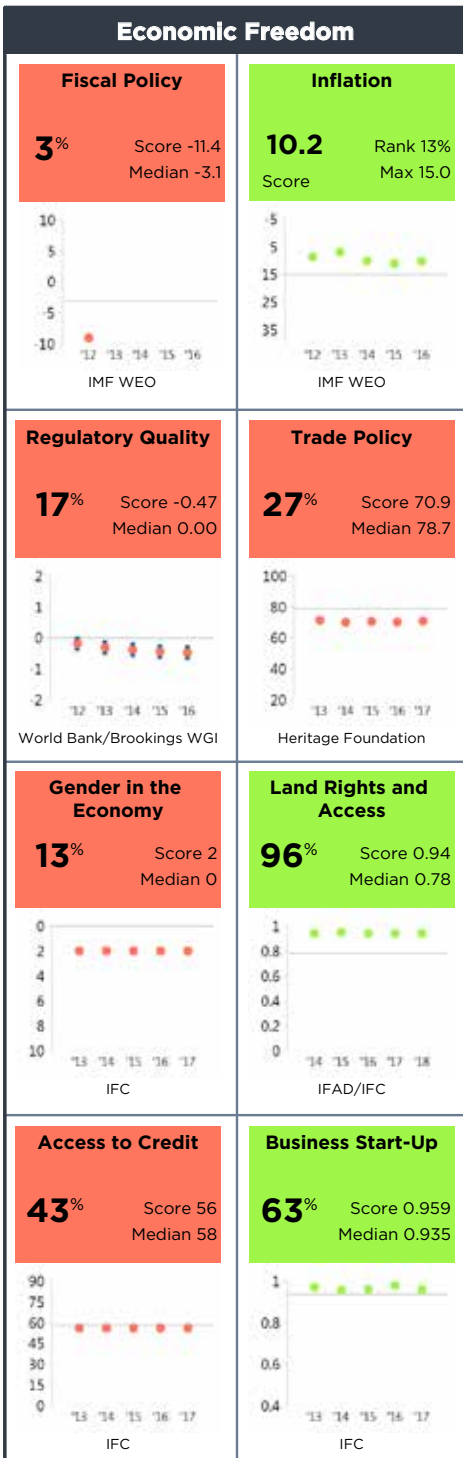
GNI/Cap \$3,460 (LMIC)

Half Scorecard Passed X

Control of Corruption X

Democratic Rights X

Egypt



For more information regarding the Millennium Challenge Account Selection Process and these indicators, please consult MCC's website www.mcc.gov/selection

El Salvador FY18

Population 6,345,000

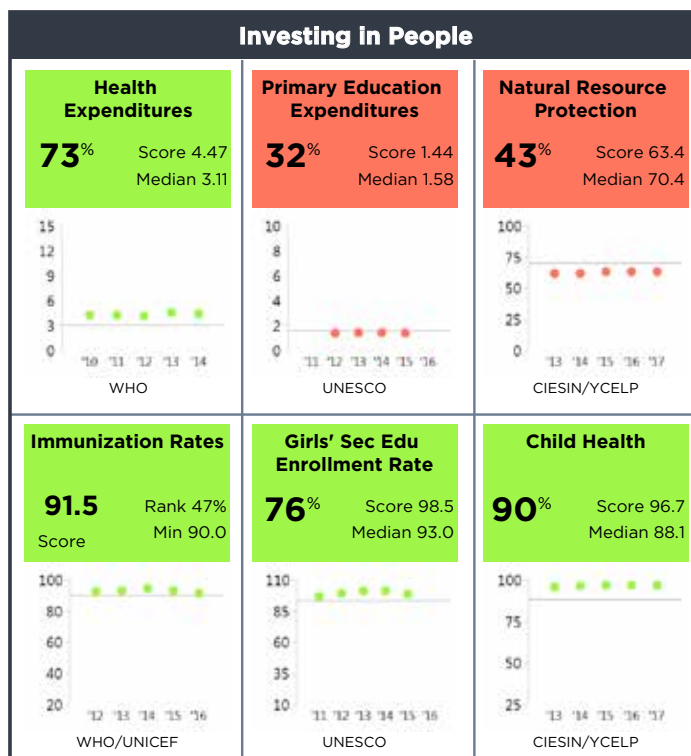
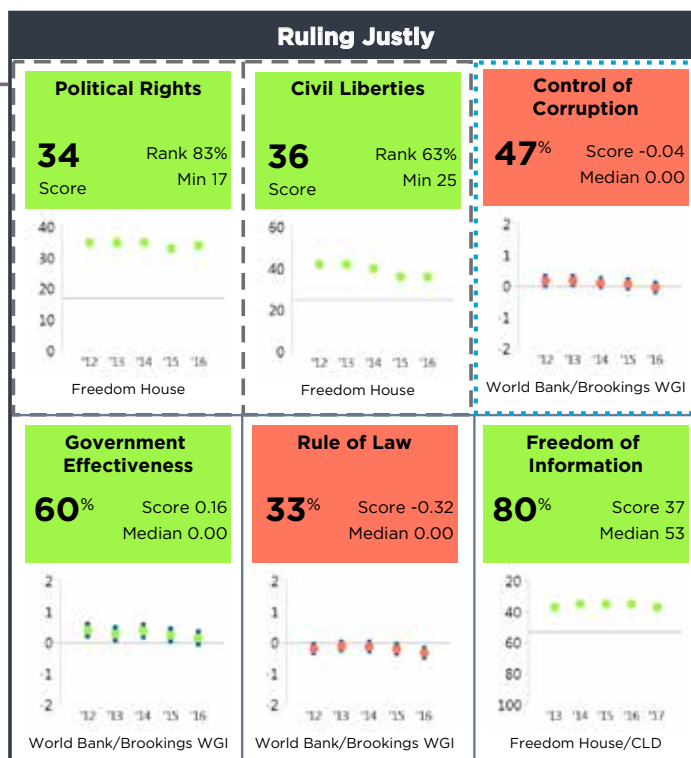
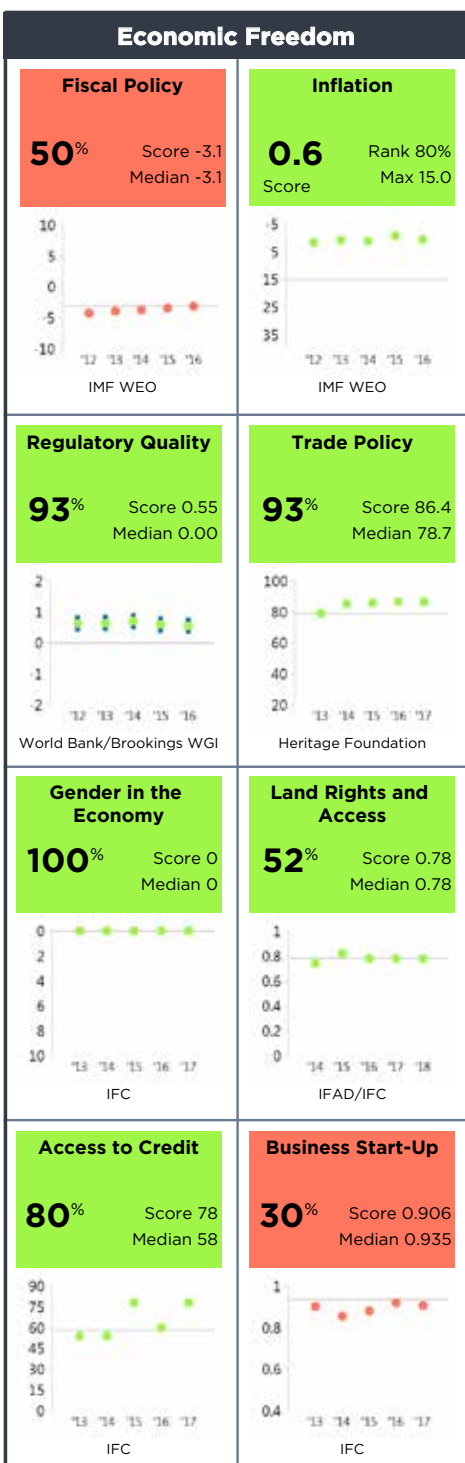
GNI/Cap \$3,920 (LMIC)

Half Scorecard Passed ✓

Control of Corruption X

Democratic Rights ✓

El Salvador



For more information regarding the Millennium Challenge Account Selection Process and these indicators, please consult MCC's website www.mcc.gov/selection

Georgia FY18

Population 3,719,000

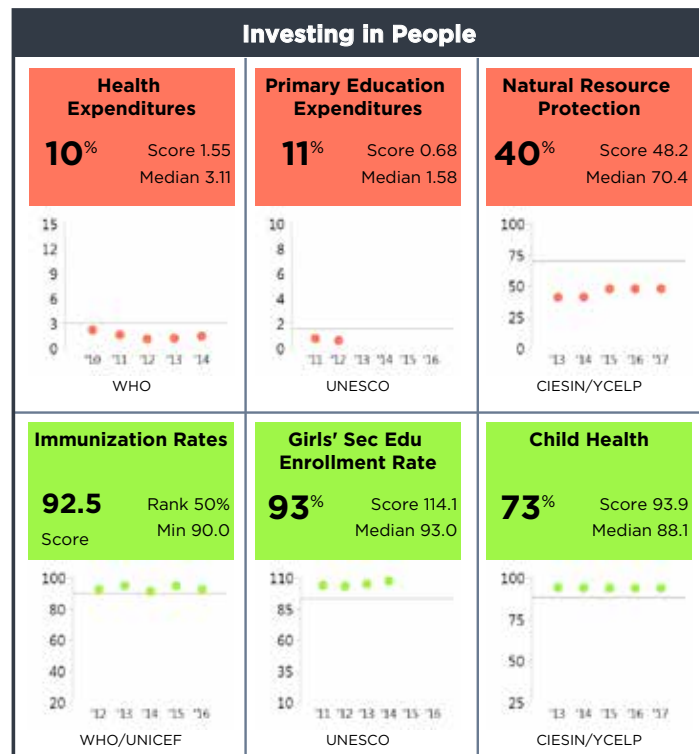
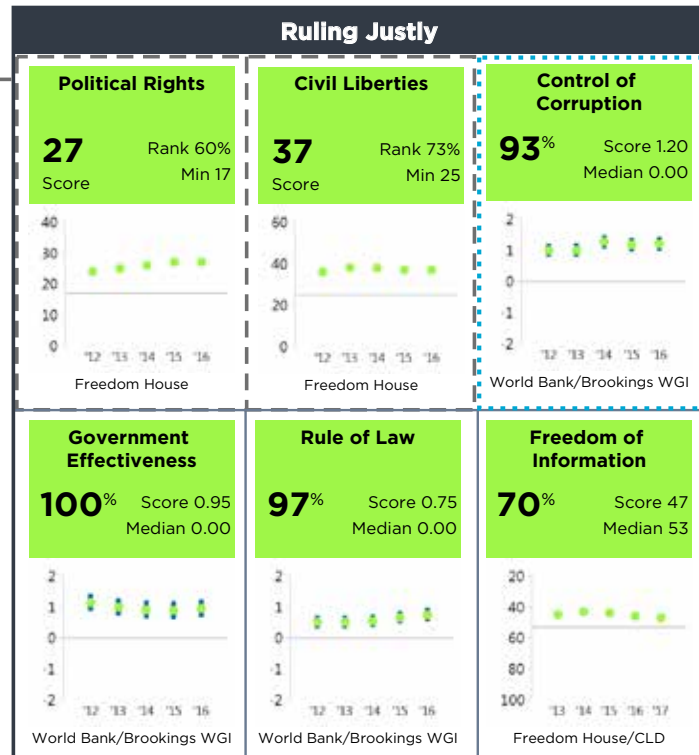
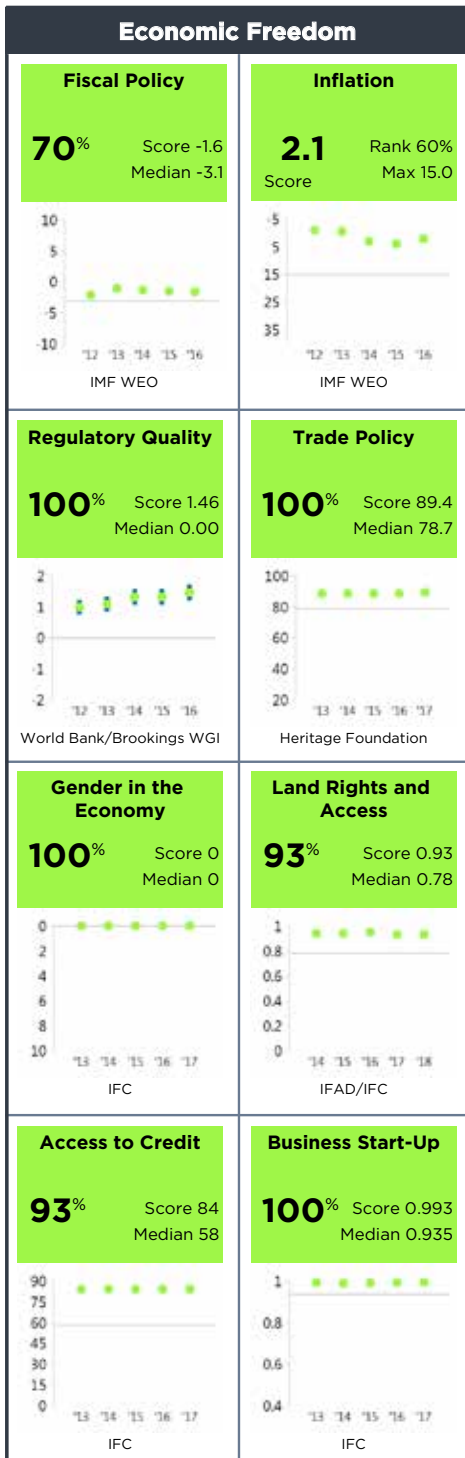
GNI/Cap \$3,810 (LMIC)

Half Scorecard Passed ✓

Control of Corruption ✓

Democratic Rights ✓

Georgia



For more information regarding the Millennium Challenge Account Selection Process and these indicators, please consult MCC's website www.mcc.gov/selection

Guatemala FY18

Population 16,582,000

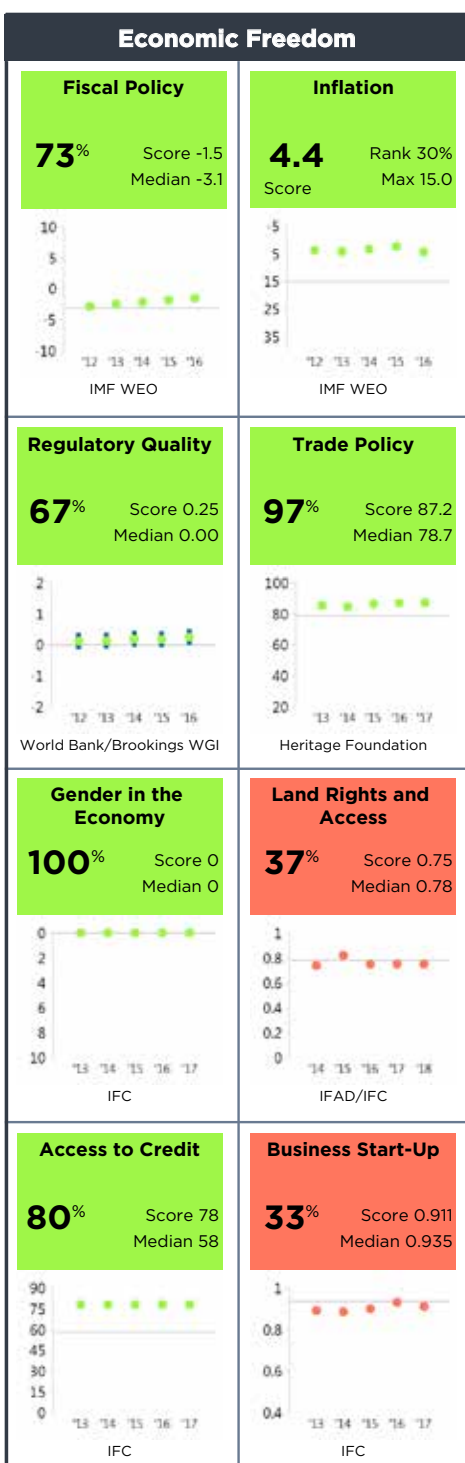
GNI/Cap \$3,790 (LMIC)

Half Scorecard Passed X

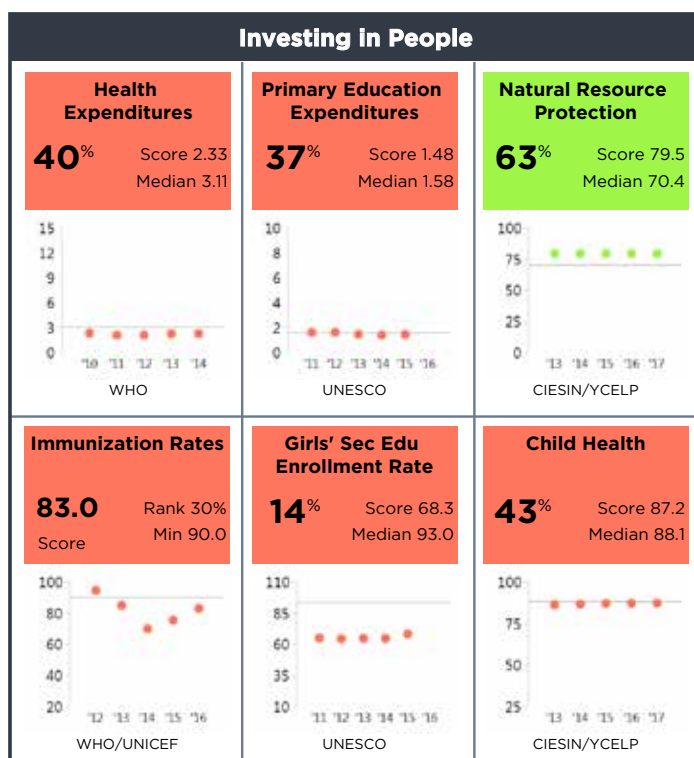
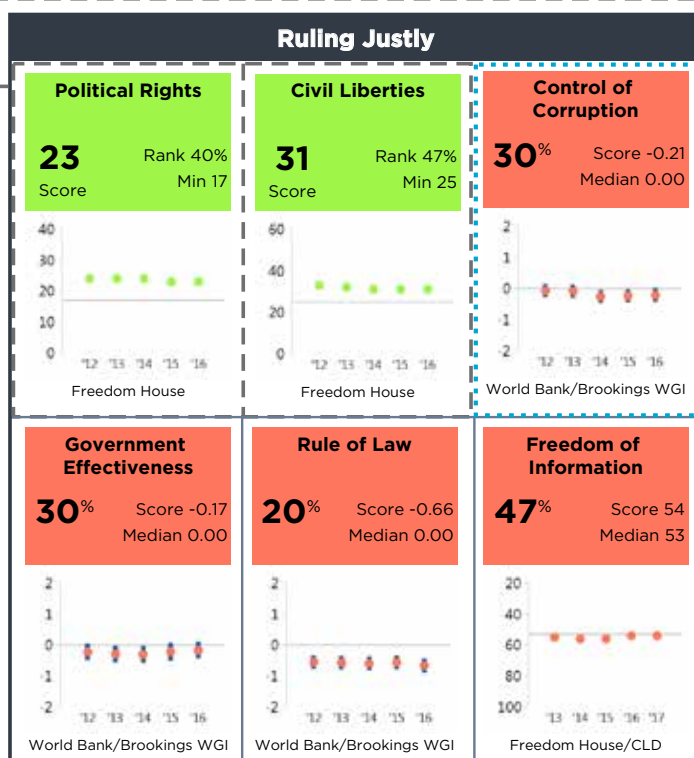
Control of Corruption X

Democratic Rights ✓

Guatemala



For more information regarding the Millennium Challenge Account Selection Process and these indicators, please consult MCC's website www.mcc.gov/selection



Honduras FY18

Population 9,113,000

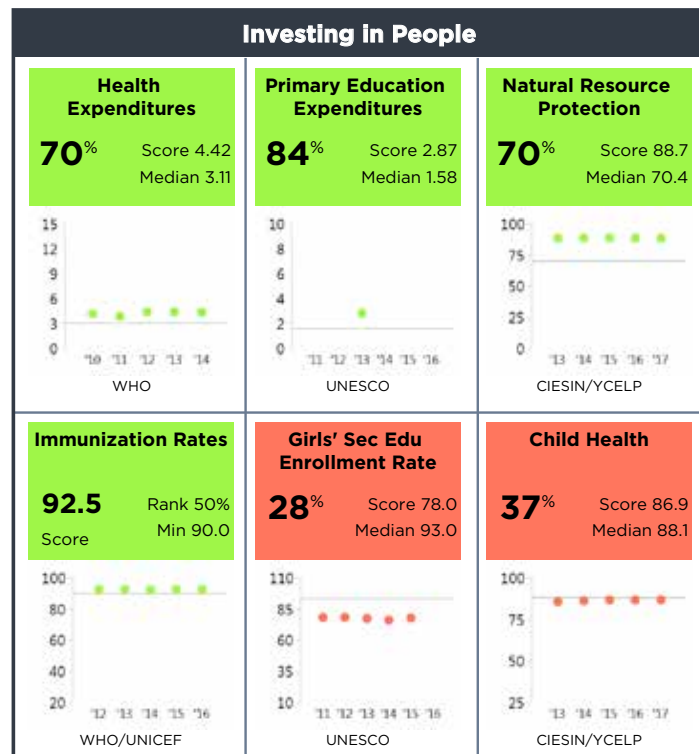
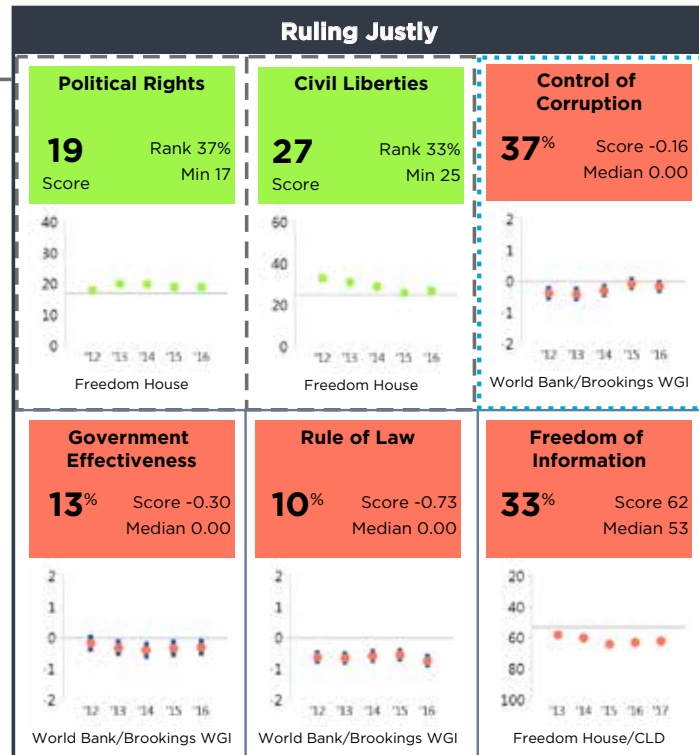
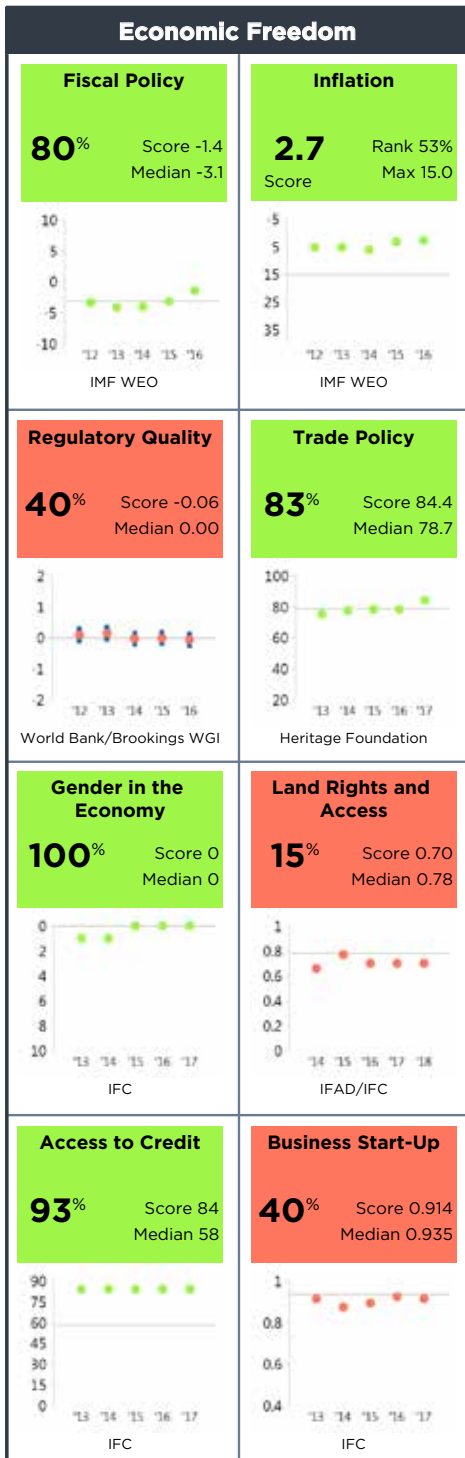
GNI/Cap \$2,150 (LMIC)

Half Scorecard Passed ✓

Control of Corruption X

Democratic Rights ✓

Honduras



For more information regarding the Millennium Challenge Account Selection Process and these indicators, please consult MCC's website www.mcc.gov/selection

Indonesia FY18

Population 261,115,000

GNI/Cap \$3,400 (LMIC)

Half Scorecard Passed ✓

Control of Corruption ✓

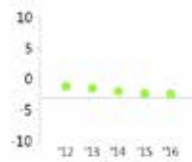
Democratic Rights ✓

Indonesia

Economic Freedom

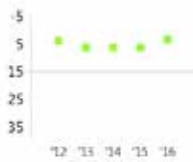
Fiscal Policy

57% Score -2.4
Median -3.1



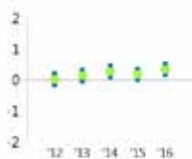
Inflation

3.5 Rank 47%
Score Max 15.0



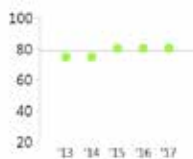
Regulatory Quality

73% Score 0.33
Median 0.00



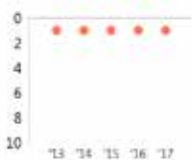
Trade Policy

63% Score 80.5
Median 78.7



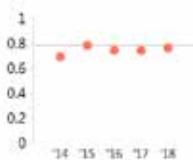
Gender in the Economy

30% Score 1
Median 0



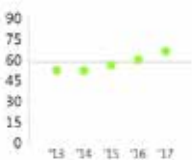
Land Rights and Access

44% Score 0.76
Median 0.78



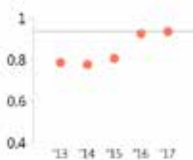
Access to Credit

53% Score 66
Median 58



Business Start-Up

50% Score 0.935
Median 0.935



Ruling Justly

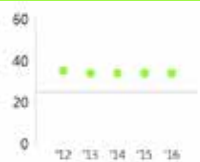
Political Rights

31 Rank 77%
Score Min 17



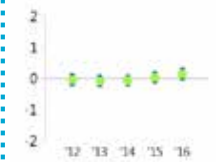
Civil Liberties

34 Rank 57%
Score Min 25




Control of Corruption

67% Score 0.14
Median 0.00



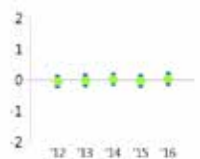
Government Effectiveness

87% Score 0.45
Median 0.00



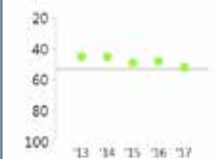
Rule of Law

53% Score 0.03
Median 0.00



Freedom of Information

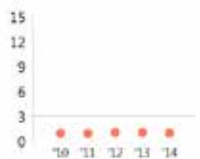
60% Score 52
Median 53



Investing in People

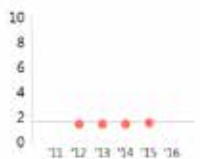
Health Expenditures

7% Score 1.08
Median 3.11



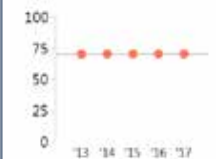
Primary Education Expenditures

47% Score 1.53
Median 1.58



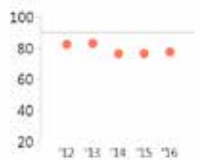
Natural Resource Protection

50% Score 70.4
Median 70.4



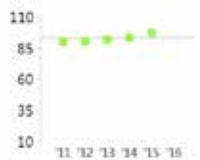
Immunization Rates

77.5 Rank 20%
Score Min 90.0



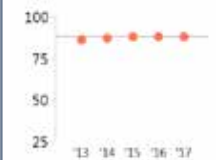
Girls' Sec Edu Enrollment Rate

62% Score 97.4
Median 93.0



Child Health

50% Score 88.1
Median 88.1



For more information regarding the Millennium Challenge Account Selection Process and these indicators, please consult MCC's website www.mcc.gov/selection

Jordan FY18

Population 9,456,000

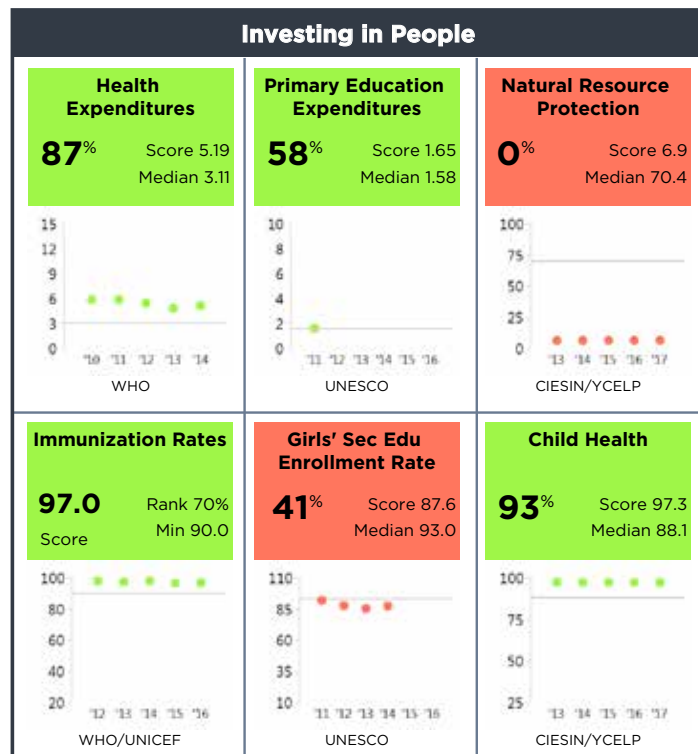
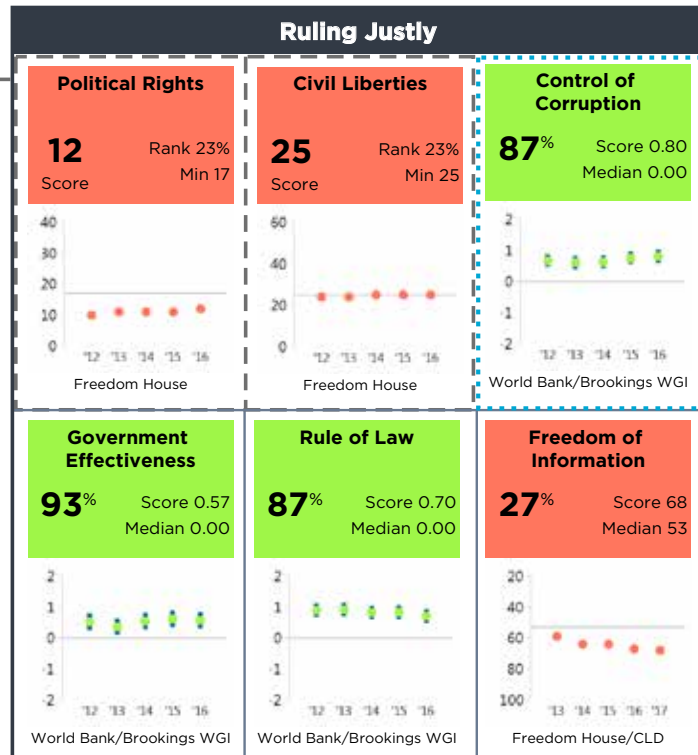
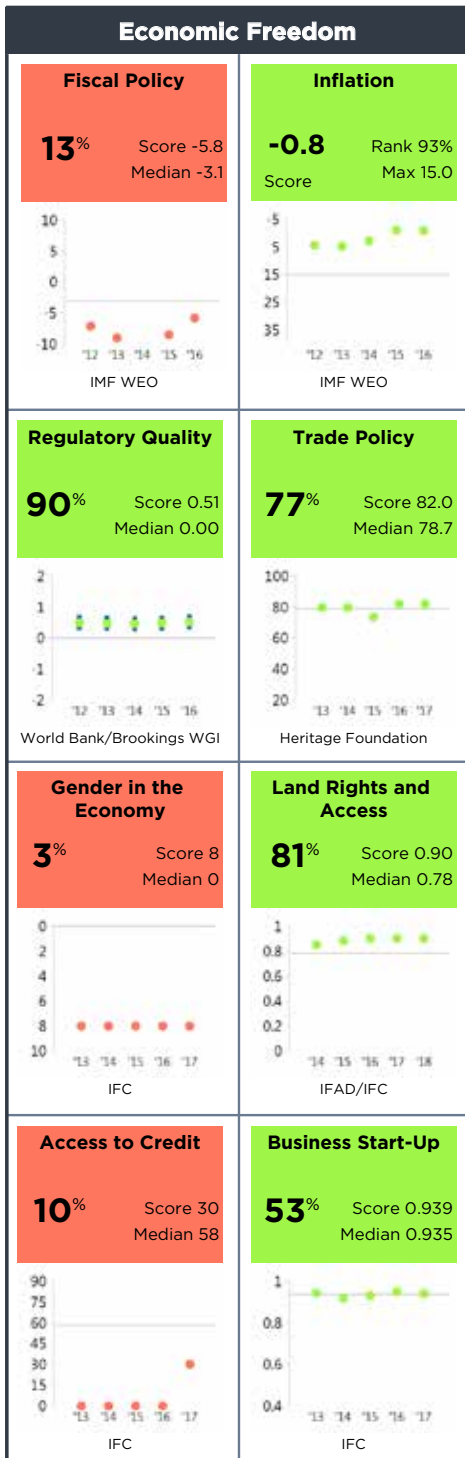
GNI/Cap \$3,920 (LMIC)

Half Scorecard Passed ✓

Control of Corruption ✓

Democratic Rights X

Jordan



For more information regarding the Millennium Challenge Account Selection Process and these indicators, please consult MCC's website www.mcc.gov/selection

Kiribati FY18

Population 114,000

GNI/Cap \$2,380 (LMIC)

Half Scorecard Passed ✓

Control of Corruption ✓

Democratic Rights ✓

Kiribati

Economic Freedom

Fiscal Policy

100% Score 23.5
Median -3.1



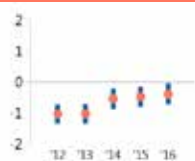
Inflation

1.9 Rank 67%
Score Max 15.0



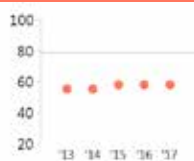
Regulatory Quality

23% Score -0.39
Median 0.00



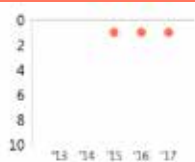
Trade Policy

7% Score 58.2
Median 78.7



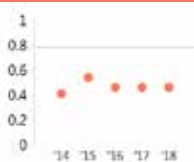
Gender in the Economy

30% Score 1
Median 0



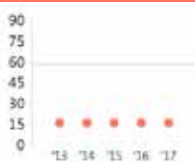
Land Rights and Access

0% Score 0.46
Median 0.78



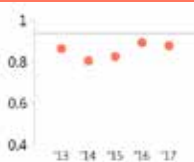
Access to Credit

7% Score 16
Median 58



Business Start-Up

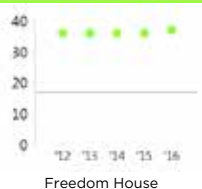
10% Score 0.876
Median 0.935



Ruling Justly

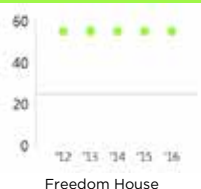
Political Rights

37 Rank 100%
Score Min 17



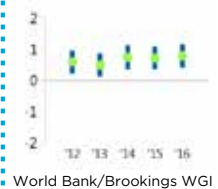
Civil Liberties

55 Rank 97%
Score Min 25



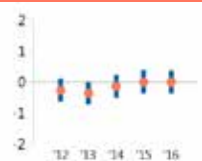
Control of Corruption

83% Score 0.78
Median 0.00



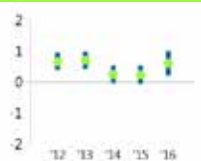
Government Effectiveness

47% Score -0.01
Median 0.00



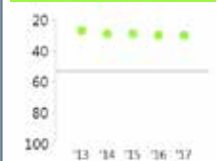
Rule of Law

83% Score 0.60
Median 0.00



Freedom of Information

87% Score 30
Median 53



Investing in People

Health Expenditures

97% Score 8.29
Median 3.11



Primary Education Expenditures

N/A Score N/A
Median 1.58



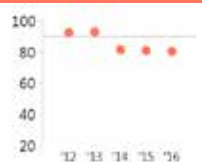
Natural Resource Protection

100% Score 100.0
Median 70.4



Immunization Rates

80.5 Rank 27%
Score Min 90.0



Girls' Sec Edu Enrollment Rate

97% Score 116.4
Median 93.0



Child Health

13% Score 63.7
Median 88.1



For more information regarding the Millennium Challenge Account Selection Process and these indicators, please consult MCC's website www.mcc.gov/selection

Kosovo FY18

Population 1,816,000

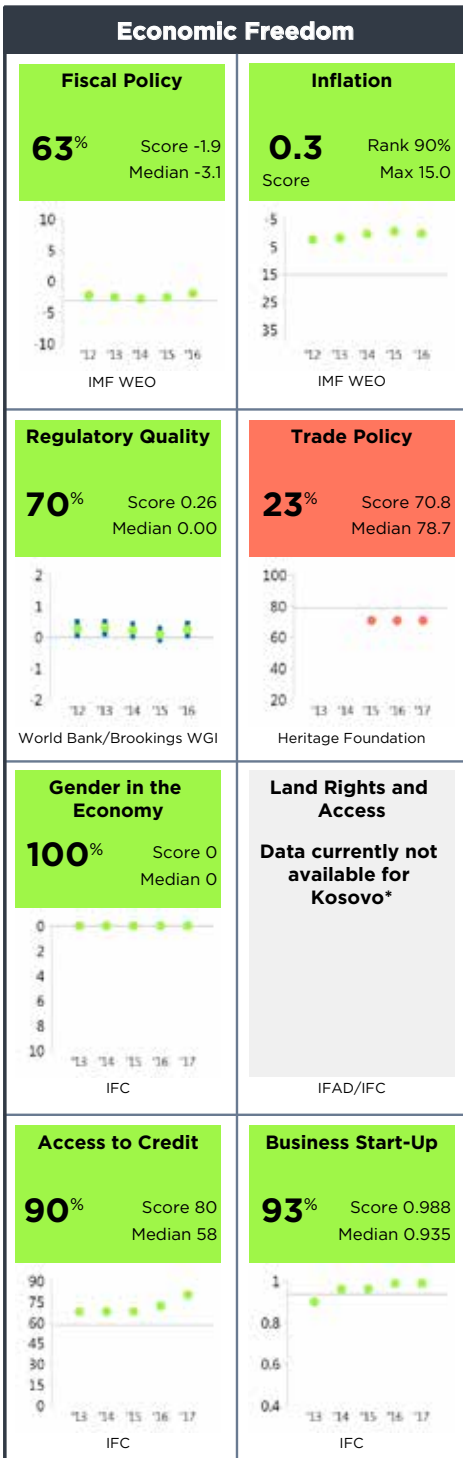
GNI/Cap \$3,850 (LMIC)

Half Scorecard Passed ✓

Control of Corruption ✓

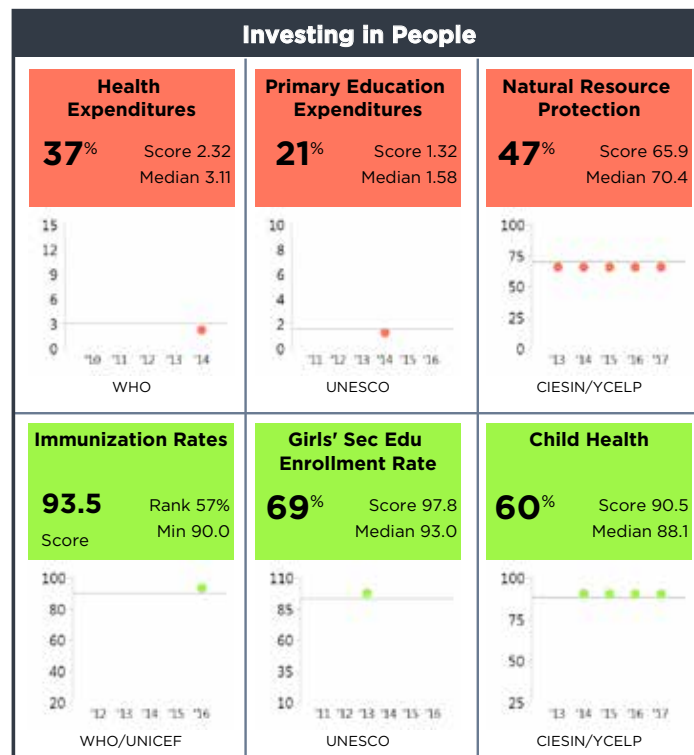
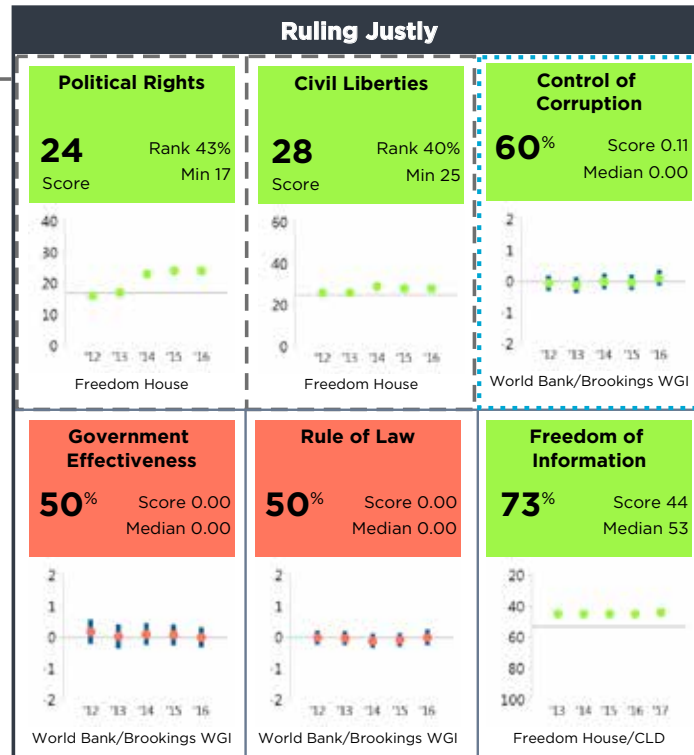
Democratic Rights ✓

Kosovo



For more information regarding the Millennium Challenge Account Selection Process and these indicators, please consult MCC's website www.mcc.gov/selection

*UN does not publish data for Kosovo due to non-recognition status.



Lao PDR FY18

Population 6,758,000

GNI/Cap \$2,150 (LMIC)

Half Scorecard Passed X

Control of Corruption X

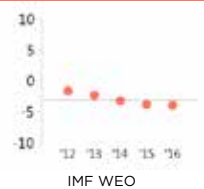
Democratic Rights X

Lao, PDR

Economic Freedom

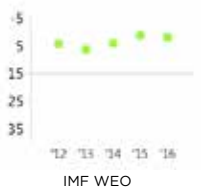
Fiscal Policy

43% Score -3.9
Median -3.1



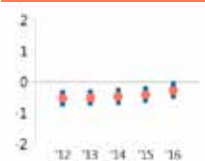
Inflation

2.0 Score Rank 63%
Max 15.0



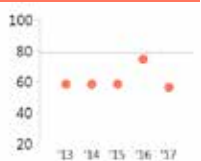
Regulatory Quality

27% Score -0.27
Median 0.00




Trade Policy

3% Score 56.6
Median 78.7



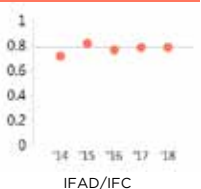
Gender in the Economy

100% Score 0
Median 0



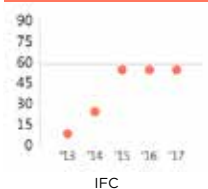
Land Rights and Access

48% Score 0.78
Median 0.78



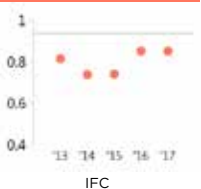
Access to Credit

40% Score 54
Median 58



Business Start-Up

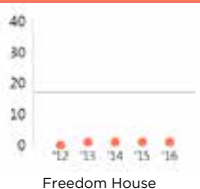
7% Score 0.850
Median 0.935



Ruling Justly

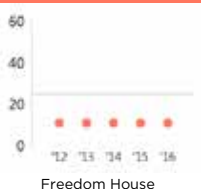
Political Rights

1 Score Rank 3%
Min 17



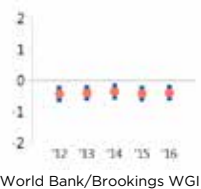
Civil Liberties

11 Score Rank 7%
Min 25



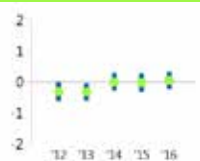
Control of Corruption

17% Score -0.40
Median 0.00



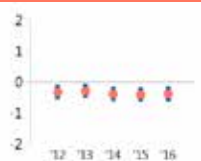
Government Effectiveness

53% Score 0.05
Median 0.00



Rule of Law

27% Score -0.38
Median 0.00



Freedom of Information

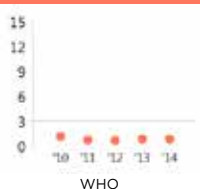
10% Score 85
Median 53



Investing in People

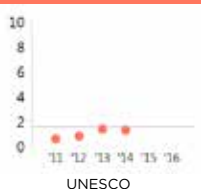
Health Expenditures

3% Score 0.94
Median 3.11



Primary Education Expenditures

26% Score 1.35
Median 1.58



Natural Resource Protection

80% Score 93.5
Median 70.4



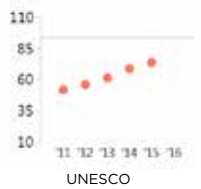
Immunization Rates

79.0 Score Rank 23%
Min 90.0



Girls' Sec Edu Enrollment Rate

21% Score 73.5
Median 93.0



Child Health

27% Score 79.1
Median 88.1



For more information regarding the Millennium Challenge Account Selection Process and these indicators, please consult MCC's website www.mcc.gov/selection

Micronesia, Fed. Sts. FY18

Population 105,000

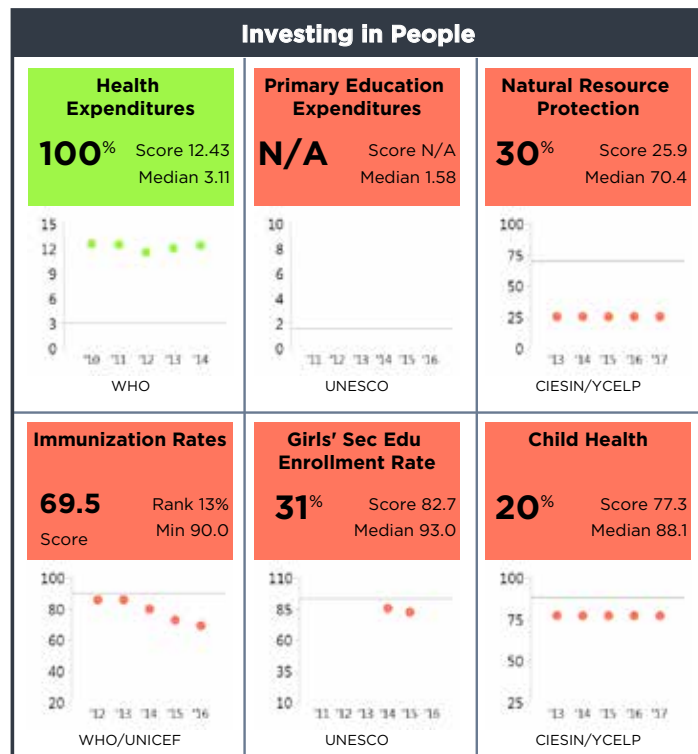
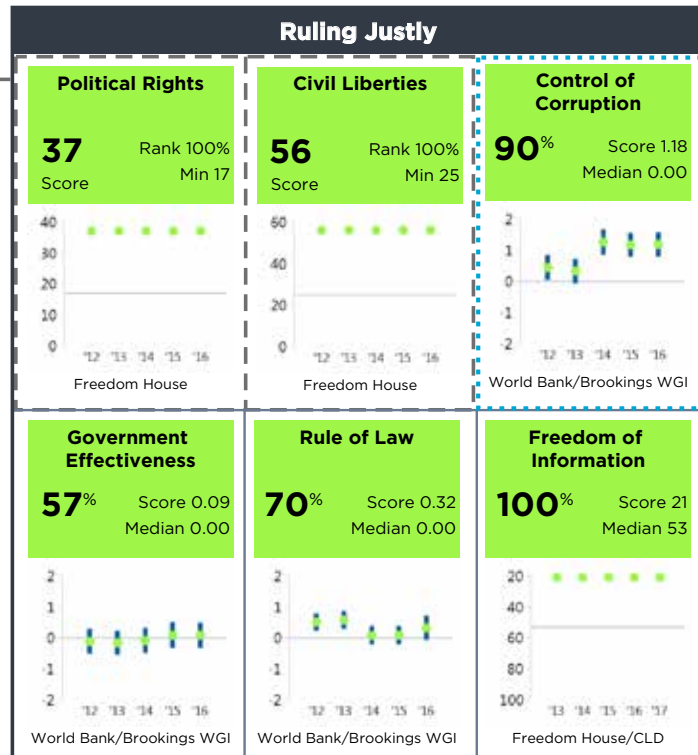
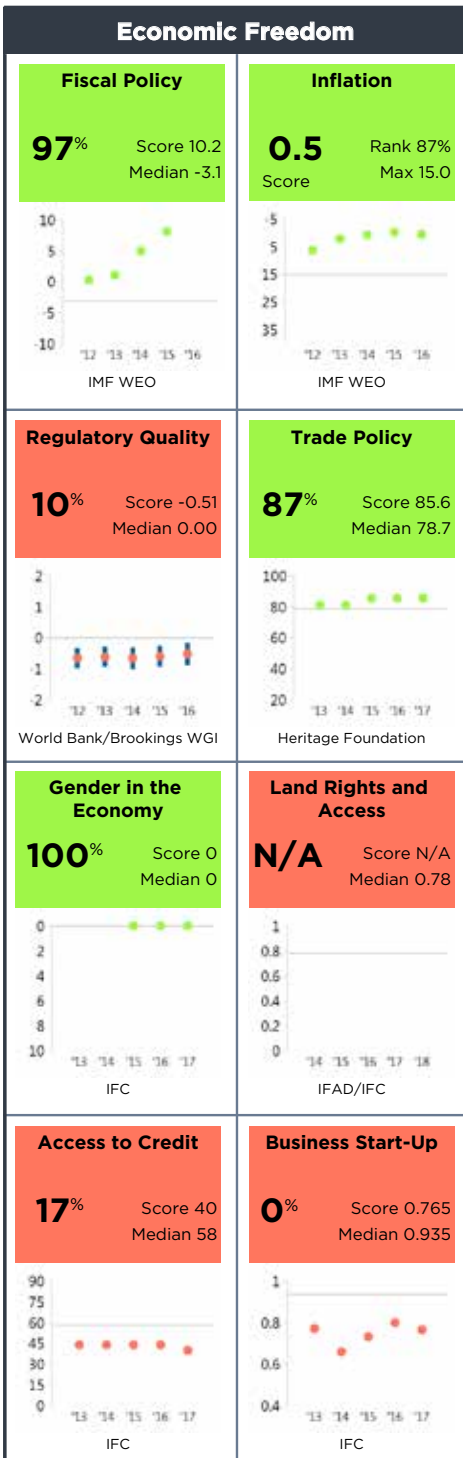
GNI/Cap \$3,680 (LMIC)

Half Scorecard Passed ✓

Control of Corruption ✓

Democratic Rights ✓

Micronesia



For more information regarding the Millennium Challenge Account Selection Process and these indicators, please consult MCC's website www.mcc.gov/selection

Moldova FY18

Population 3,552,000

GNI/Cap \$2,120 (LMIC)

Half Scorecard Passed ✓

Control of Corruption X

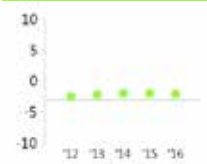
Democratic Rights ✓

Moldova

Economic Freedom

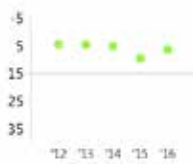
Fiscal Policy

60% Score -2.1
Median -3.1



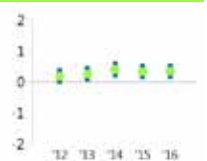
Inflation

6.4 Rank 27%
Score Max 15.0



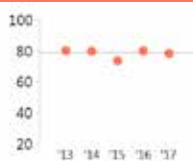
Regulatory Quality

77% Score 0.34
Median 0.00



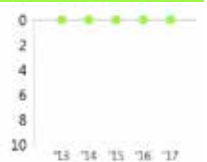
Trade Policy

47% Score 78.3
Median 78.7



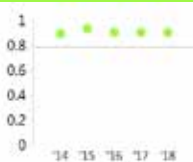
Gender in the Economy

100% Score 0
Median 0



Land Rights and Access

85% Score 0.90
Median 0.78



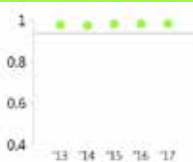
Access to Credit

63% Score 68
Median 58



Business Start-Up

83% Score 0.982
Median 0.935



Ruling Justly

Political Rights

27 Rank 60%
Score Min 17



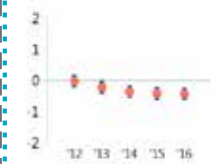
Civil Liberties

35 Rank 60%
Score Min 25



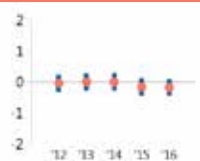
Control of Corruption

13% Score -0.43
Median 0.00



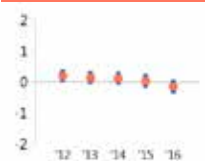
Government Effectiveness

27% Score -0.18
Median 0.00



Rule of Law

40% Score -0.15
Median 0.00



Freedom of Information

60% Score 52
Median 53



Investing in People

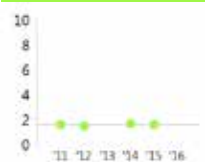
Health Expenditures

90% Score 5.30
Median 3.11



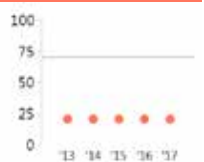
Primary Education Expenditures

53% Score 1.62
Median 1.58



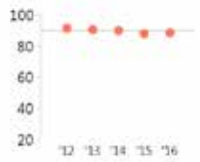
Natural Resource Protection

17% Score 20.7
Median 70.4



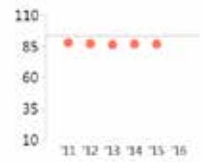
Immunization Rates

88.5 Rank 37%
Score Min 90.0



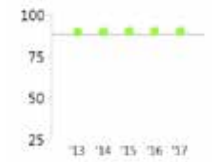
Girls' Sec Edu Enrollment Rate

34% Score 86.7
Median 93.0



Child Health

57% Score 90.2
Median 88.1



For more information regarding the Millennium Challenge Account Selection Process and these indicators, please consult MCC's website www.mcc.gov/selection

Mongolia FY18

Population 3,027,000

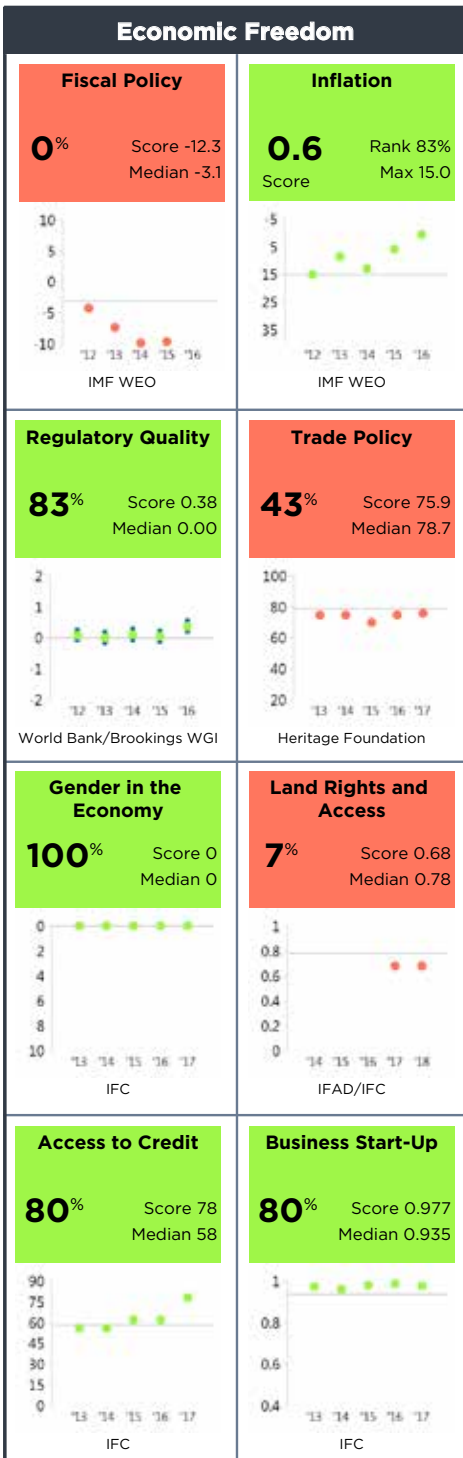
GNI/Cap \$3,550 (LMIC)

Half Scorecard Passed ✓

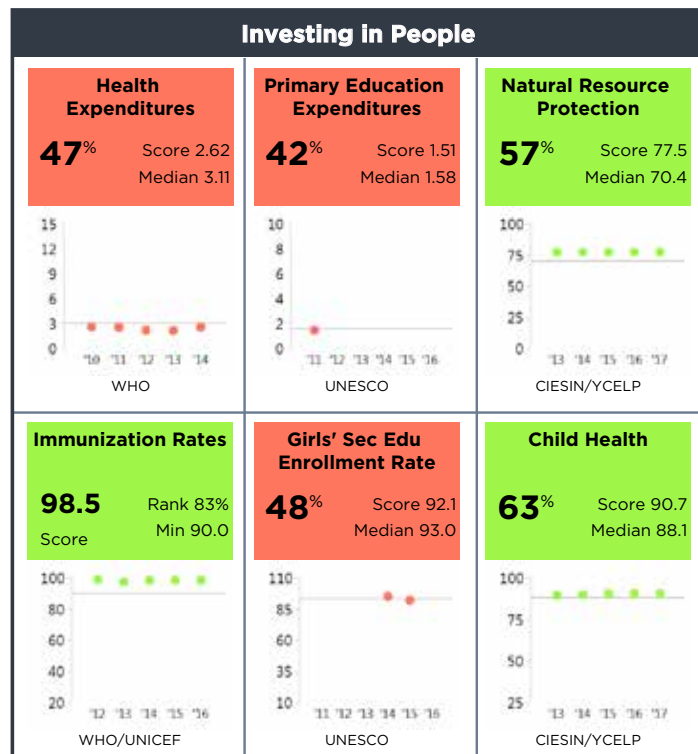
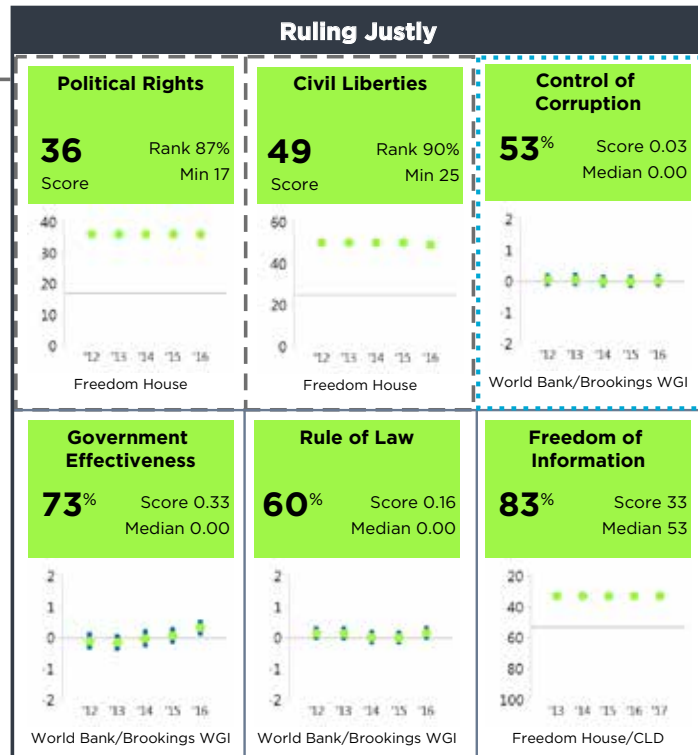
Control of Corruption ✓

Democratic Rights ✓

Mongolia



For more information regarding the Millennium Challenge Account Selection Process and these indicators, please consult MCC's website www.mcc.gov/selection



Morocco FY18

Population 35,277,000

GNI/Cap \$2,850 (LMIC)

Half Scorecard Passed ✓

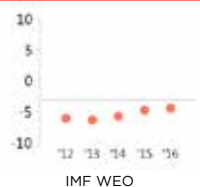
Control of Corruption ✓

Democratic Rights ✓

Morocco

Economic Freedom

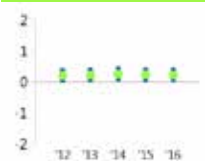
Fiscal Policy

37% Score -4.4
Median -3.1


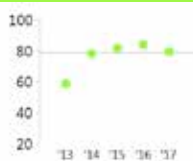
Inflation

1.6 Rank 73%
Score Max 15.0

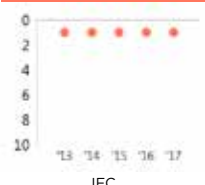

Regulatory Quality

63% Score 0.22
Median 0.00


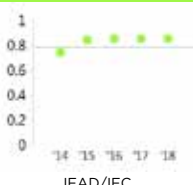
Trade Policy

53% Score 79.4
Median 78.7


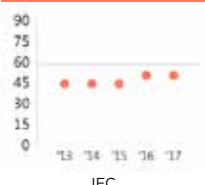
Gender in the Economy

30% Score 1
Median 0


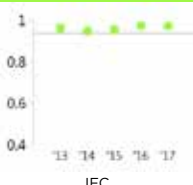
Land Rights and Access

78% Score 0.85
Median 0.78


Access to Credit

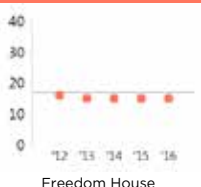
33% Score 50
Median 58


Business Start-Up

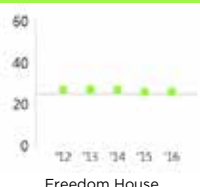
73% Score 0.970
Median 0.935


Ruling Justly

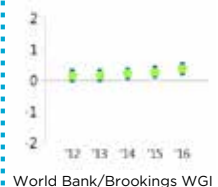
Political Rights

15 Rank 30%
Score Min 17


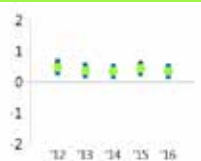
Civil Liberties

26 Rank 30%
Score Min 25


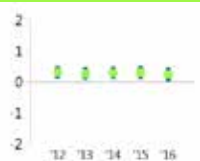
Control of Corruption

73% Score 0.38
Median 0.00


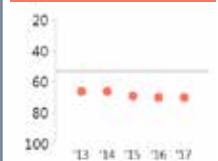
Government Effectiveness

77% Score 0.34
Median 0.00


Rule of Law

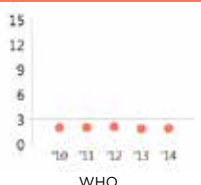
63% Score 0.24
Median 0.00


Freedom of Information

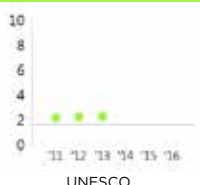
23% Score 70
Median 53


Investing in People

Health Expenditures

27% Score 2.00
Median 3.11


Primary Education Expenditures

74% Score 2.29
Median 1.58


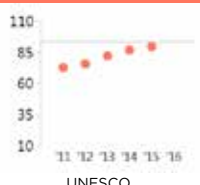
Natural Resource Protection

100% Score 100.0
Median 70.4


Immunization Rates

99.0 Rank 100%
Score Min 90.0


Girls' Sec Edu Enrollment Rate

45% Score 89.3
Median 93.0


Child Health

67% Score 91.2
Median 88.1


For more information regarding the Millennium Challenge Account Selection Process and these indicators, please consult MCC's website www.mcc.gov/selection

Nicaragua FY18

Population 6,150,000

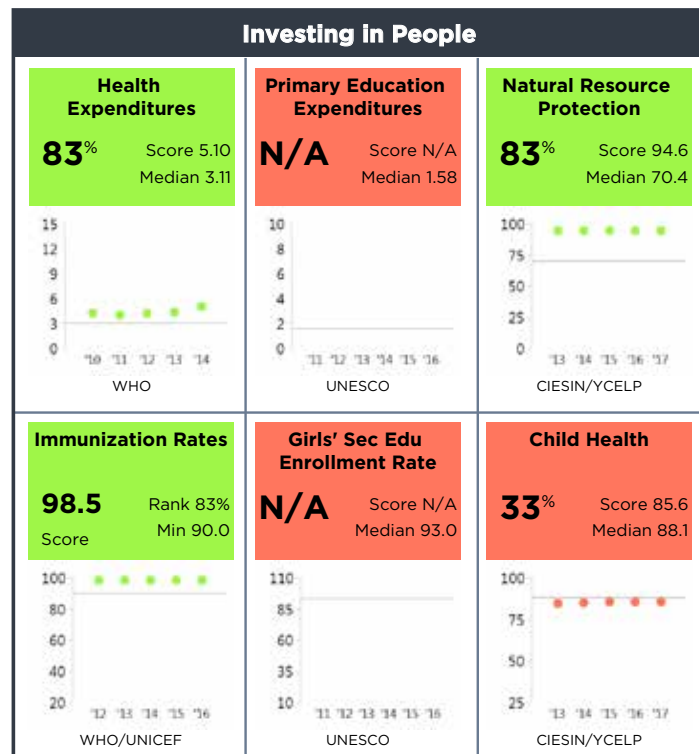
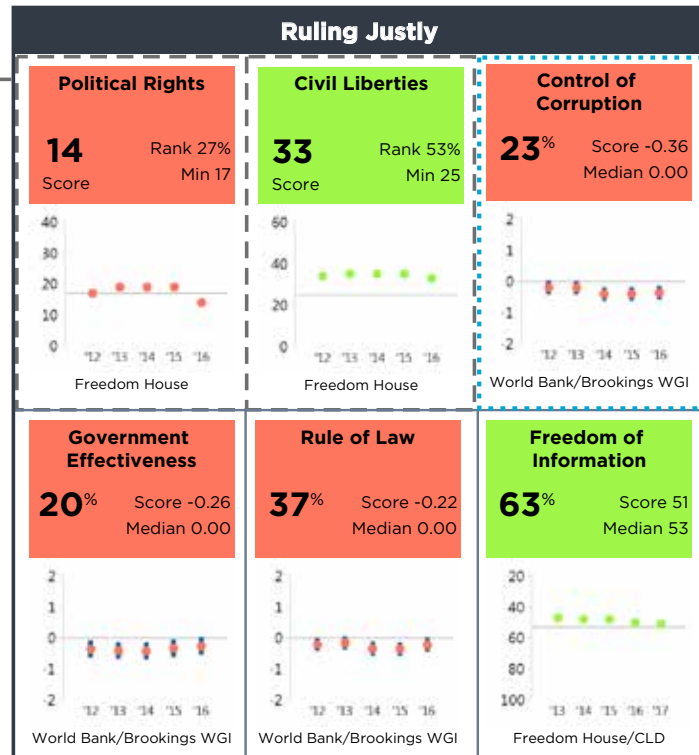
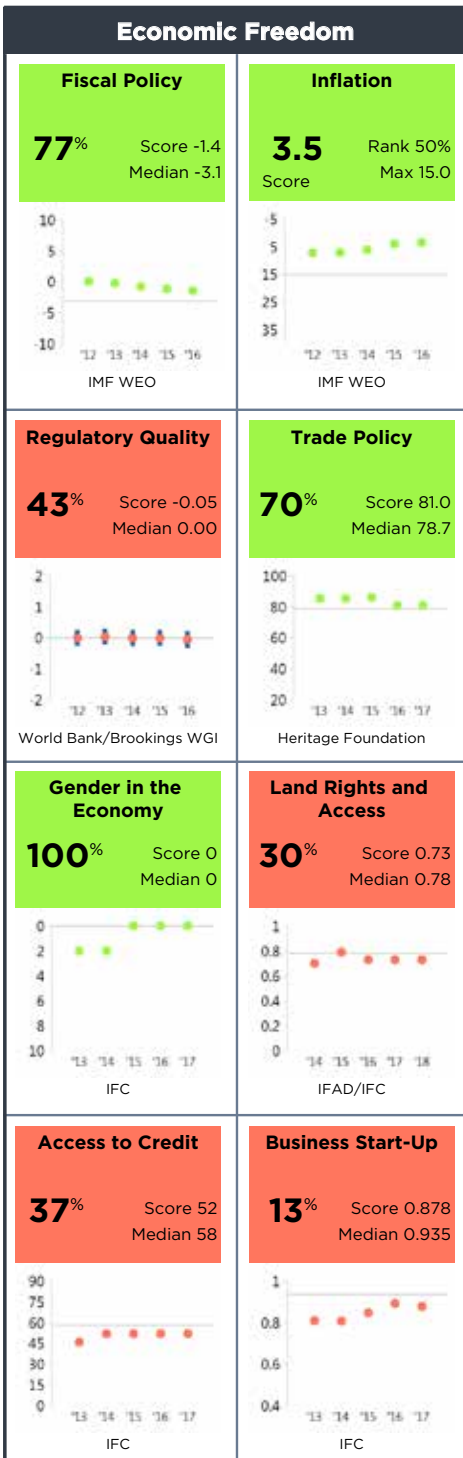
GNI/Cap \$2,050 (LMIC)

Half Scorecard Passed X

Control of Corruption X

Democratic Rights ✓

Nicaragua



For more information regarding the Millennium Challenge Account Selection Process and these indicators, please consult MCC's website www.mcc.gov/selection

Nigeria FY18

Population 185,990,000

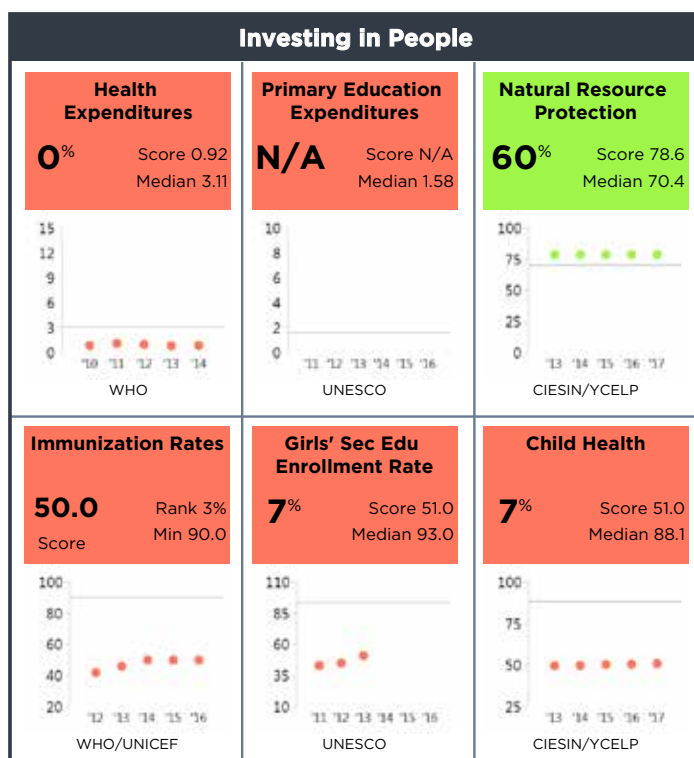
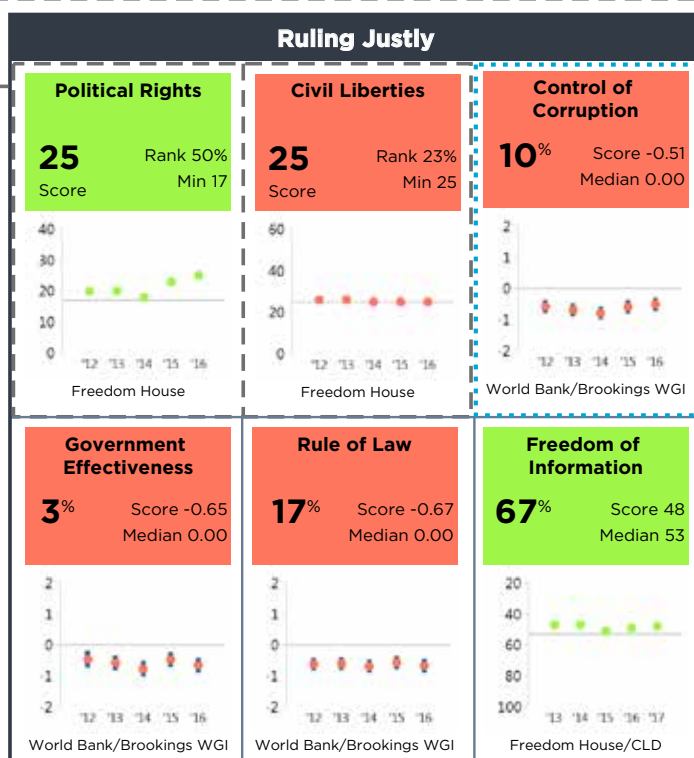
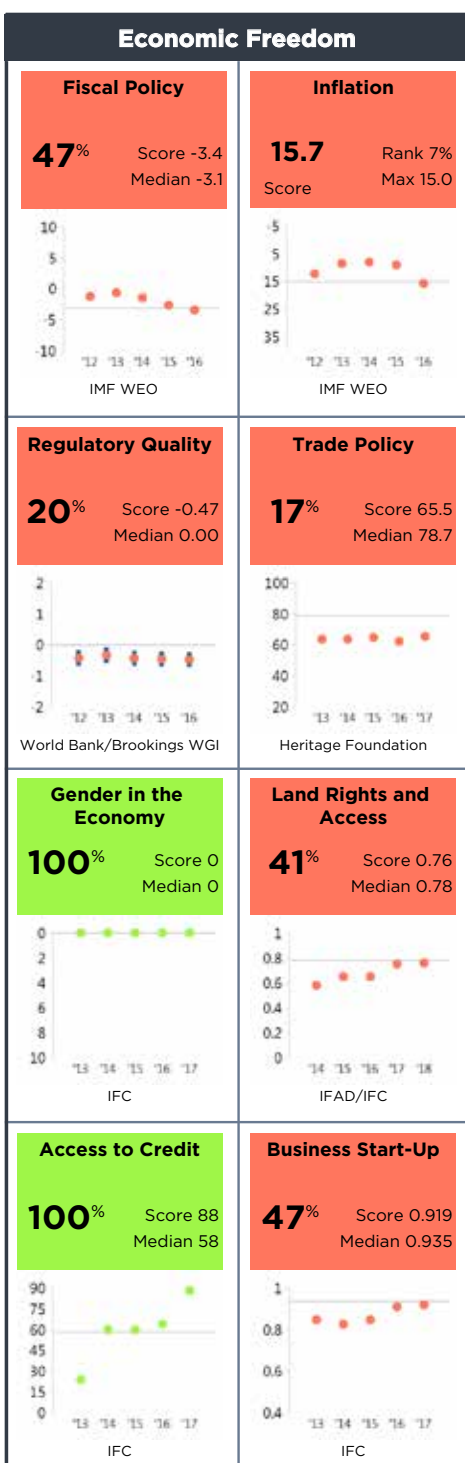
GNI/Cap \$2,450 (LMIC)

Half Scorecard Passed X

Control of Corruption X

Democratic Rights ✓

Nigeria



For more information regarding the Millennium Challenge Account Selection Process and these indicators, please consult MCC's website www.mcc.gov/selection

Papua New Guinea FY18

Population 8,085,000

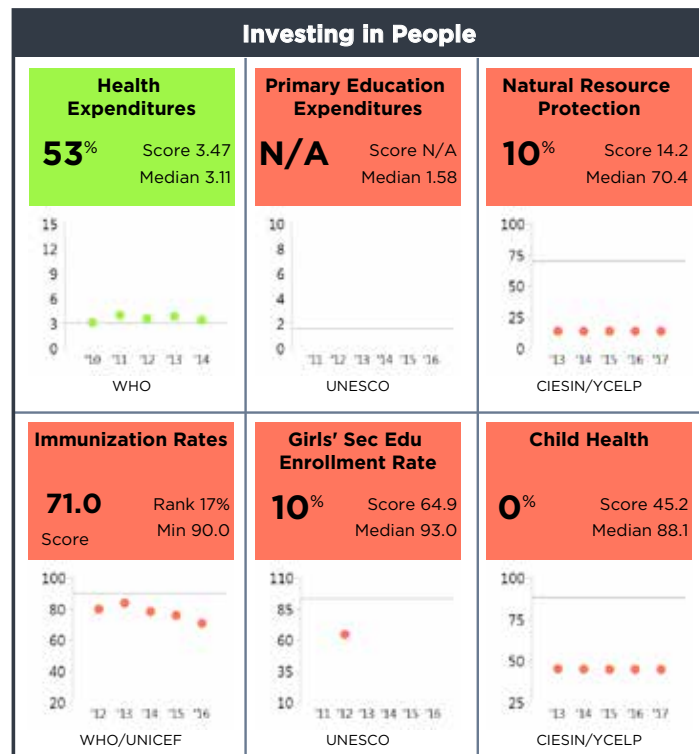
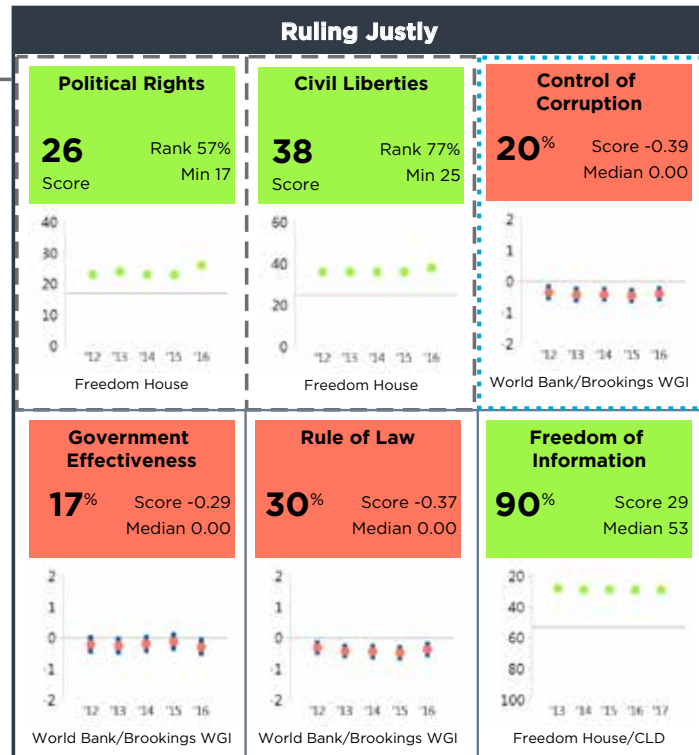
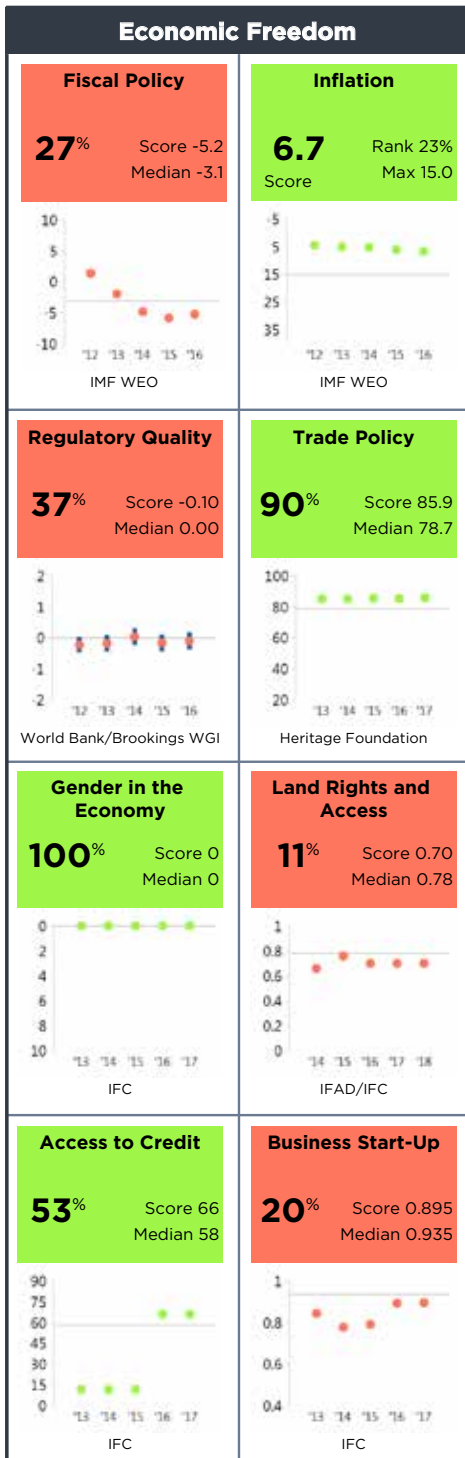
GNI/Cap (LMIC)

Half Scorecard Passed X

Control of Corruption X

Democratic Rights ✓

Papua New Guinea



For more information regarding the Millennium Challenge Account Selection Process and these indicators, please consult MCC's website www.mcc.gov/selection

Philippines FY18

Population 103,320,000

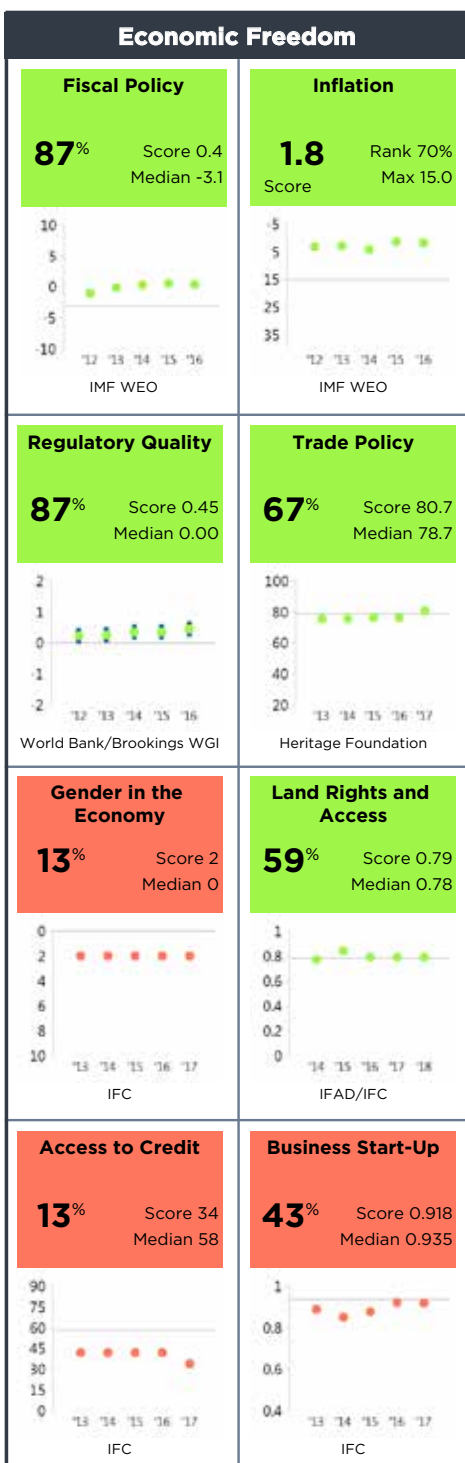
GNI/Cap \$3,580 (LMIC)

Half Scorecard Passed ✓

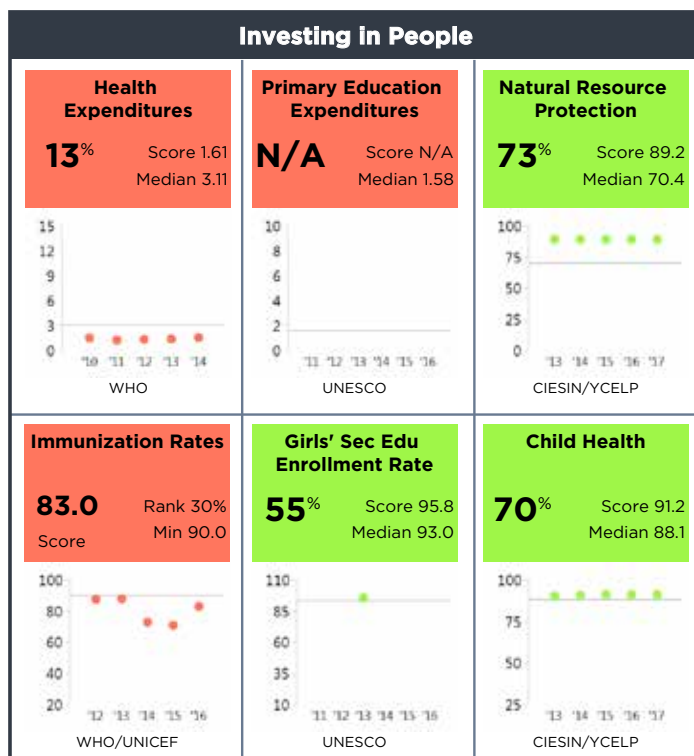
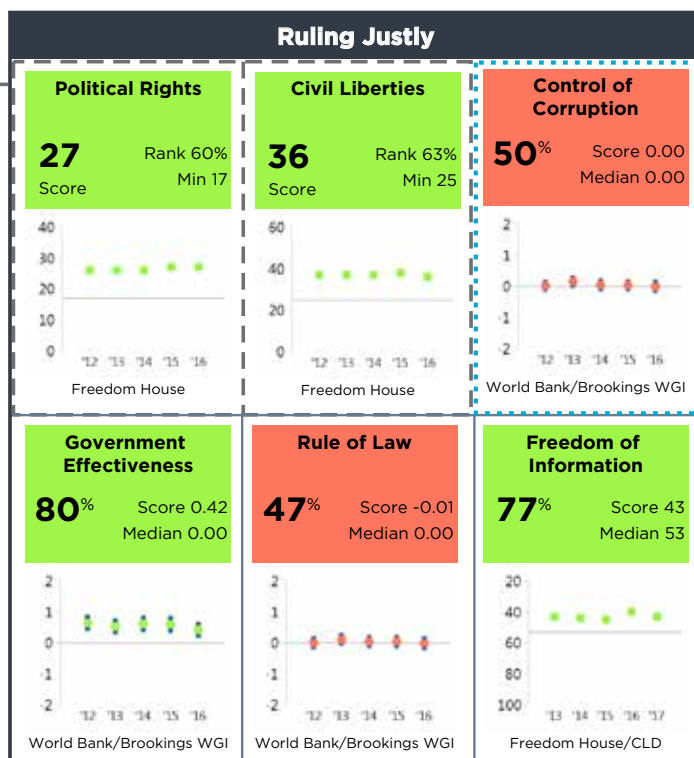
Control of Corruption X

Democratic Rights ✓

Philippines



For more information regarding the Millennium Challenge Account Selection Process and these indicators, please consult MCC's website www.mcc.gov/selection



Sri Lanka FY18

Population 21,203,000

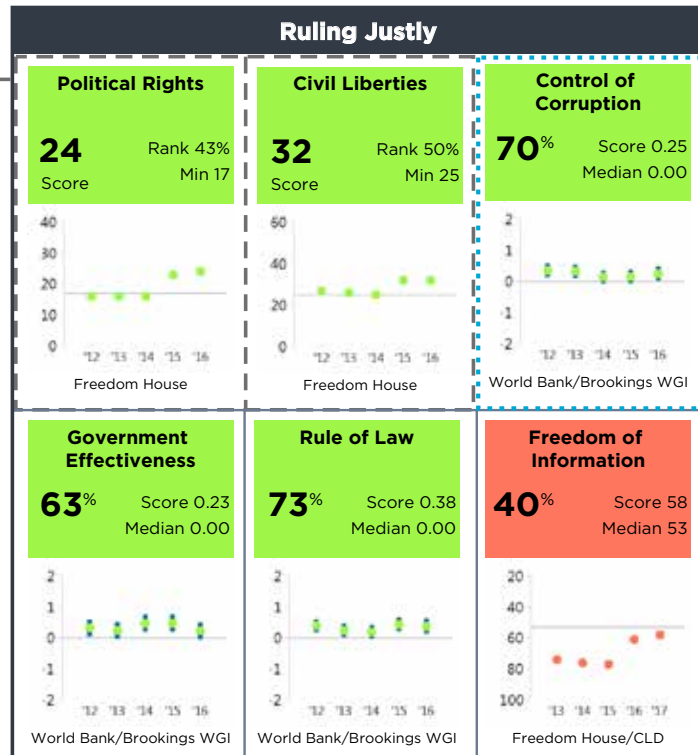
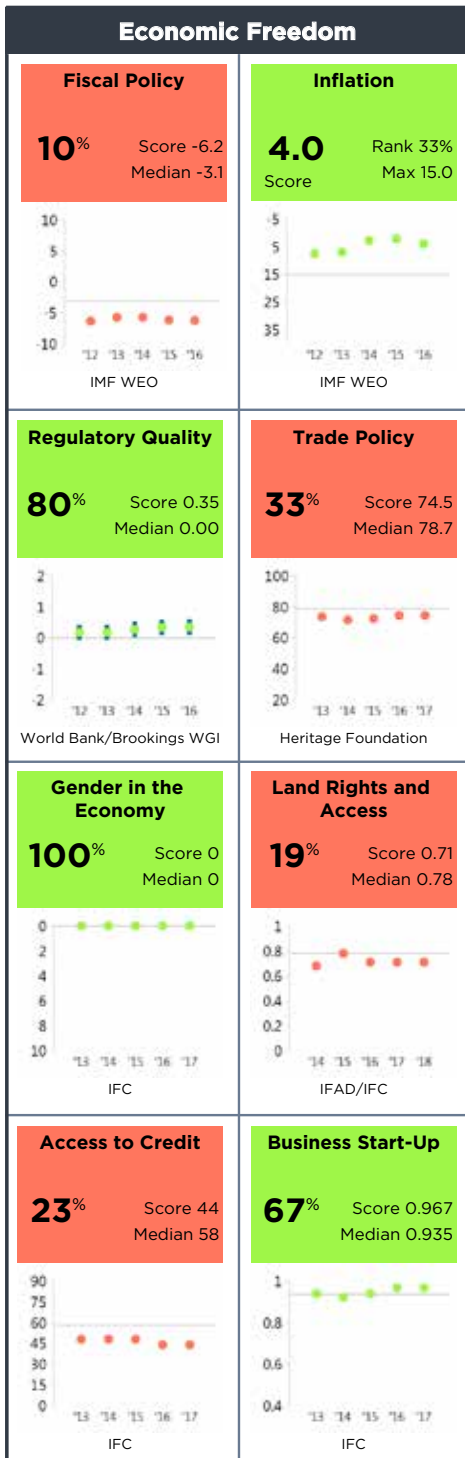
GNI/Cap \$3,780 (LMIC)

Half Scorecard Passed ✓

Control of Corruption ✓

Democratic Rights ✓

Sri Lanka



For more information regarding the Millennium Challenge Account Selection Process and these indicators, please consult MCC's website www.mcc.gov/selection

Sudan FY18

Population 39,579,000

GNI/Cap \$2,140 (LMIC)

Half Scorecard Passed X

Control of Corruption X

Democratic Rights X

Sudan

Economic Freedom

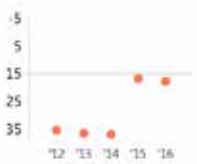
Fiscal Policy

67% Score -1.7
Median -3.1



Inflation

17.8 Rank 3%
Score Max 15.0



Regulatory Quality

3% Score -1.04
Median 0.00



Trade Policy

0% Score 56.1
Median 78.7



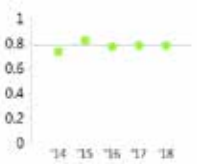
Gender in the Economy

0% Score 10
Median 0



Land Rights and Access

56% Score 0.78
Median 0.78



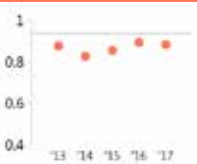
Access to Credit

3% Score 12
Median 58



Business Start-Up

17% Score 0.882
Median 0.935



Ruling Justly

Political Rights

2 Rank 10%
Score Min 17



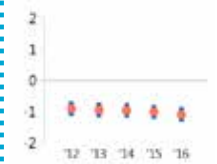
Civil Liberties

4 Rank 3%
Score Min 25



Control of Corruption

0% Score -1.09
Median 0.00



Government Effectiveness

0% Score -0.97
Median 0.00



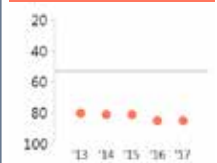
Rule of Law

0% Score -0.88
Median 0.00



Freedom of Information

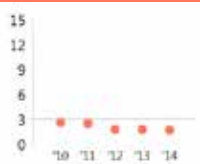
10% Score 85
Median 53



Investing in People

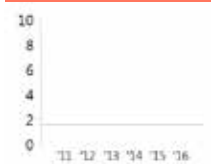
Health Expenditures

17% Score 1.80
Median 3.11



Primary Education Expenditures

N/A Score N/A
Median 1.58



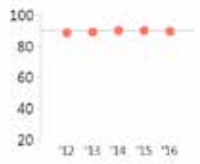
Natural Resource Protection

3% Score 11.7
Median 70.4



Immunization Rates

89.5 Rank 40%
Score Min 90.0



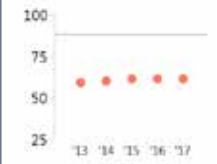
Girls' Sec Edu Enrollment Rate

3% Score 50.6
Median 93.0



Child Health

10% Score 61.6
Median 88.1



For more information regarding the Millennium Challenge Account Selection Process and these indicators, please consult MCC's website www.mcc.gov/selection

Swaziland FY18

Population 1,343,000

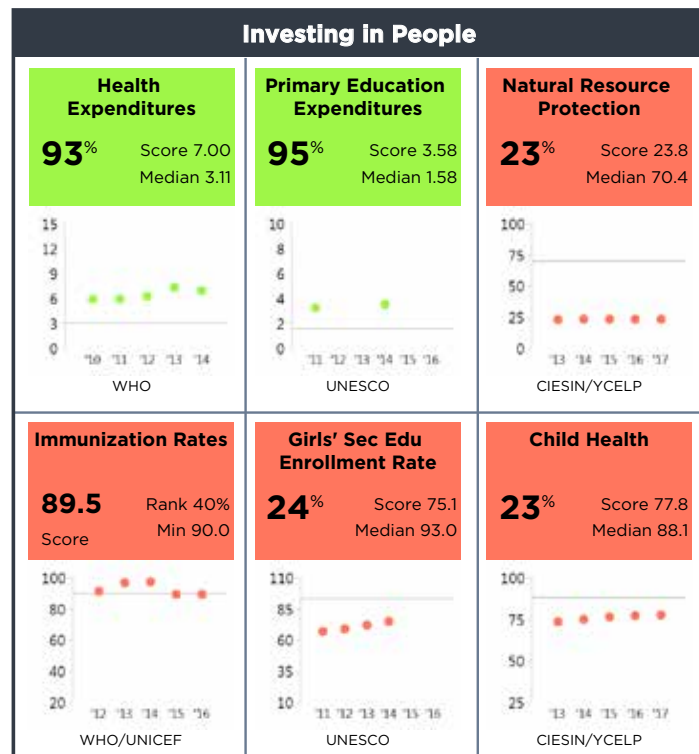
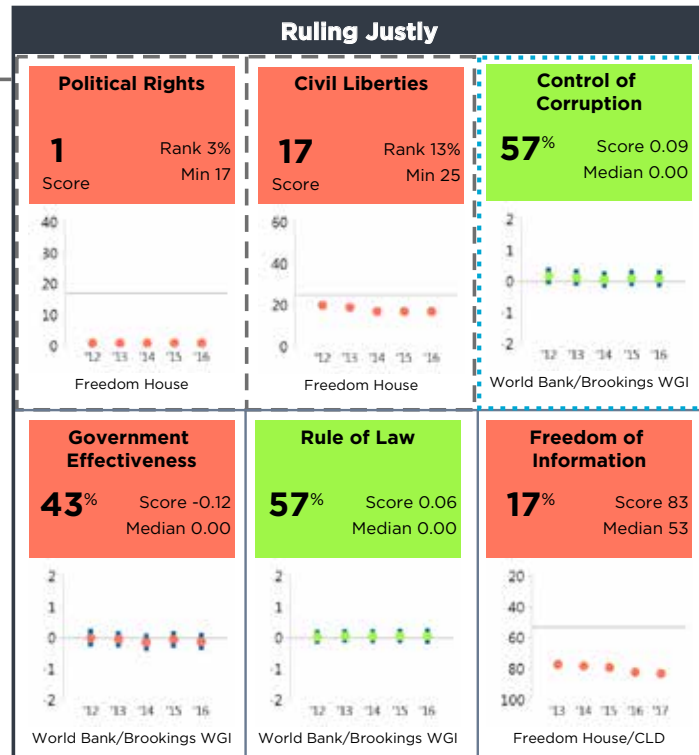
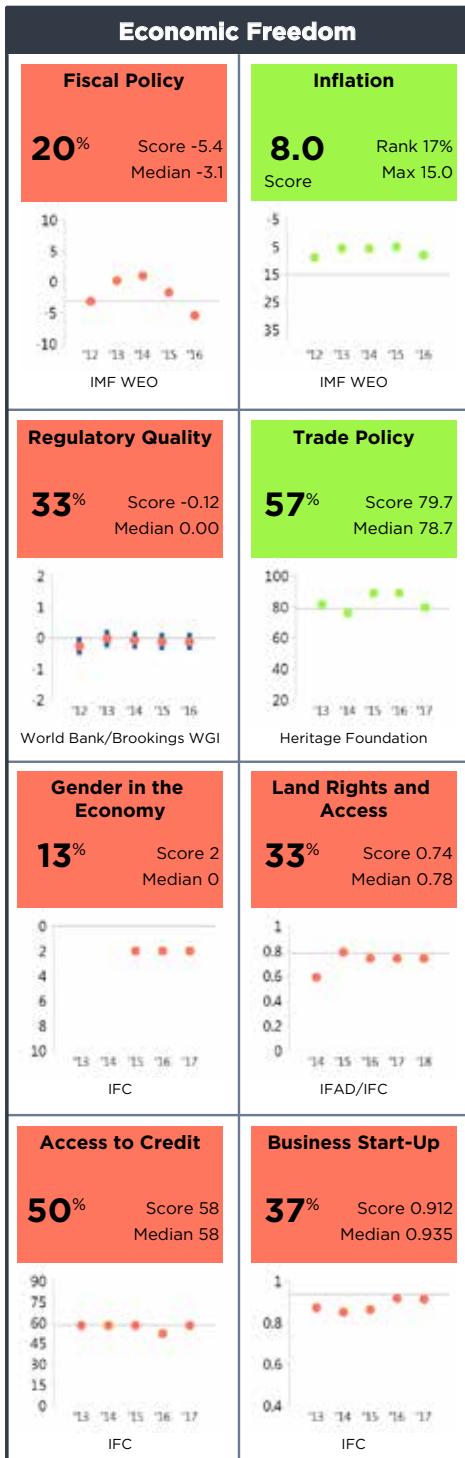
GNI/Cap \$2,830 (LMIC)

Half Scorecard Passed X

Control of Corruption ✓

Democratic Rights X

Swaziland



For more information regarding the Millennium Challenge Account Selection Process and these indicators, please consult MCC's website www.mcc.gov/selection

Tunisia FY18

Population 11,403,000

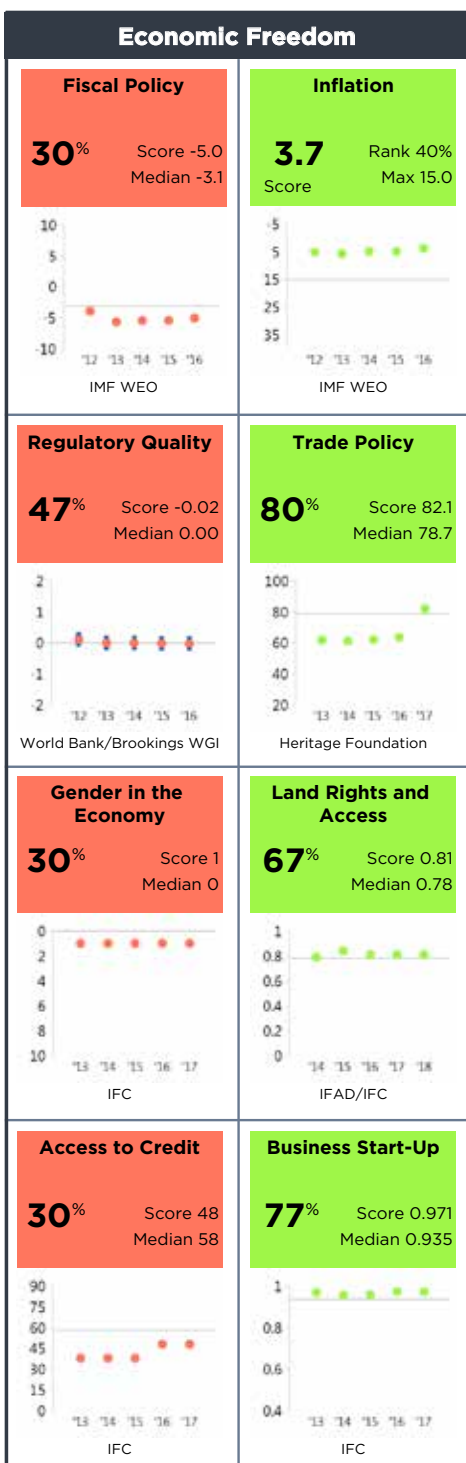
GNI/Cap \$3,690 (LMIC)

Half Scorecard Passed ✓

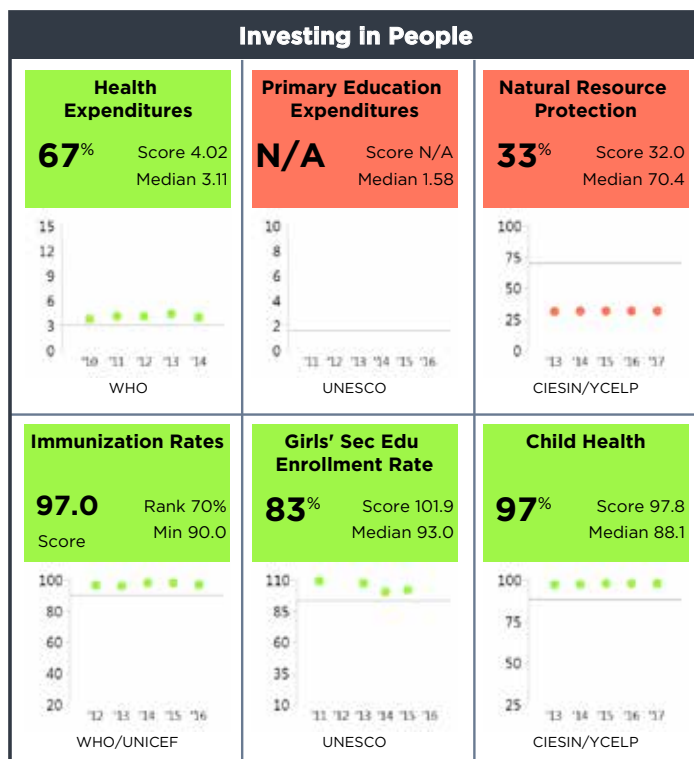
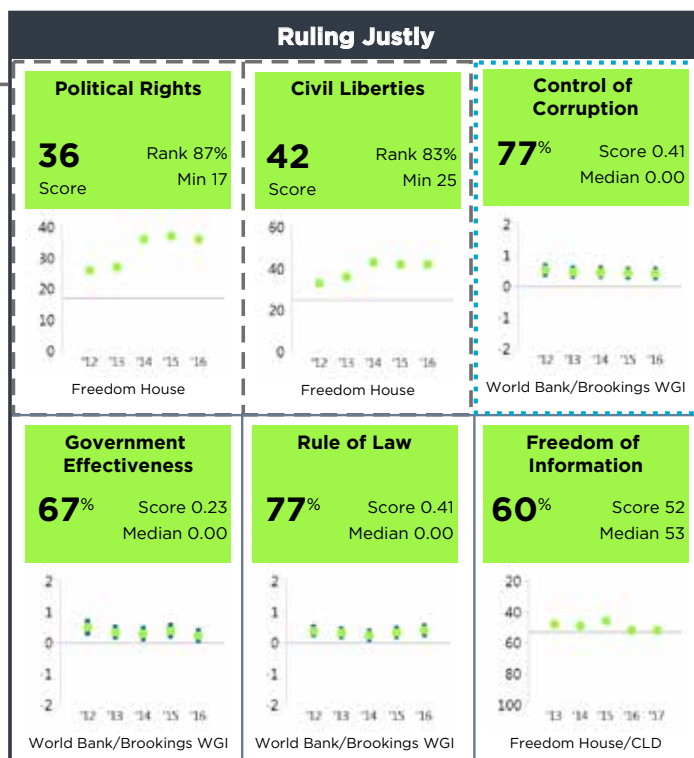
Control of Corruption ✓

Democratic Rights ✓

Tunisia



For more information regarding the Millennium Challenge Account Selection Process and these indicators, please consult MCC's website www.mcc.gov/selection



Ukraine FY18

Population 45,005,000

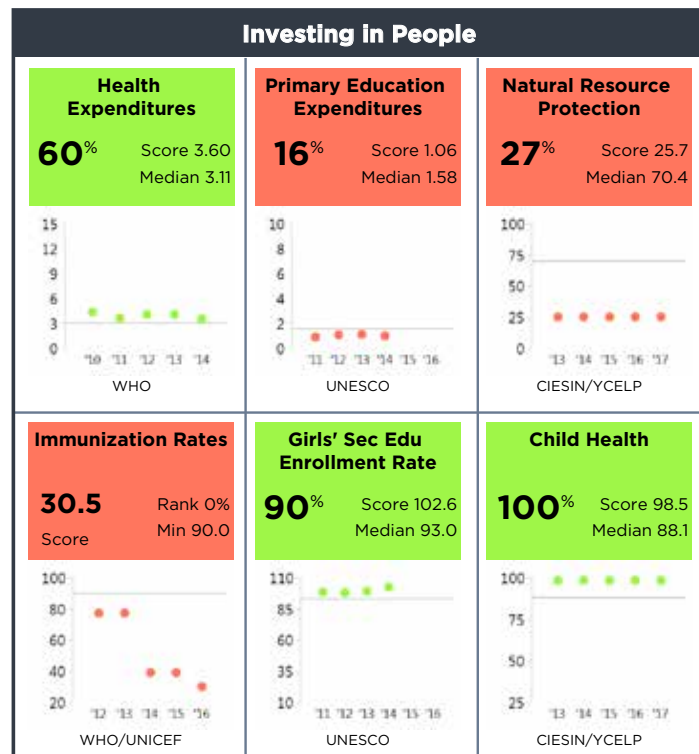
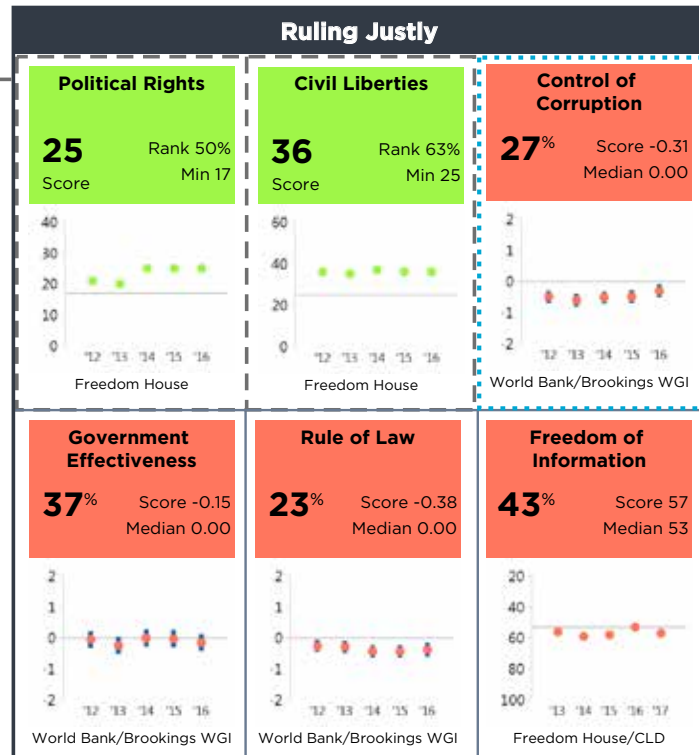
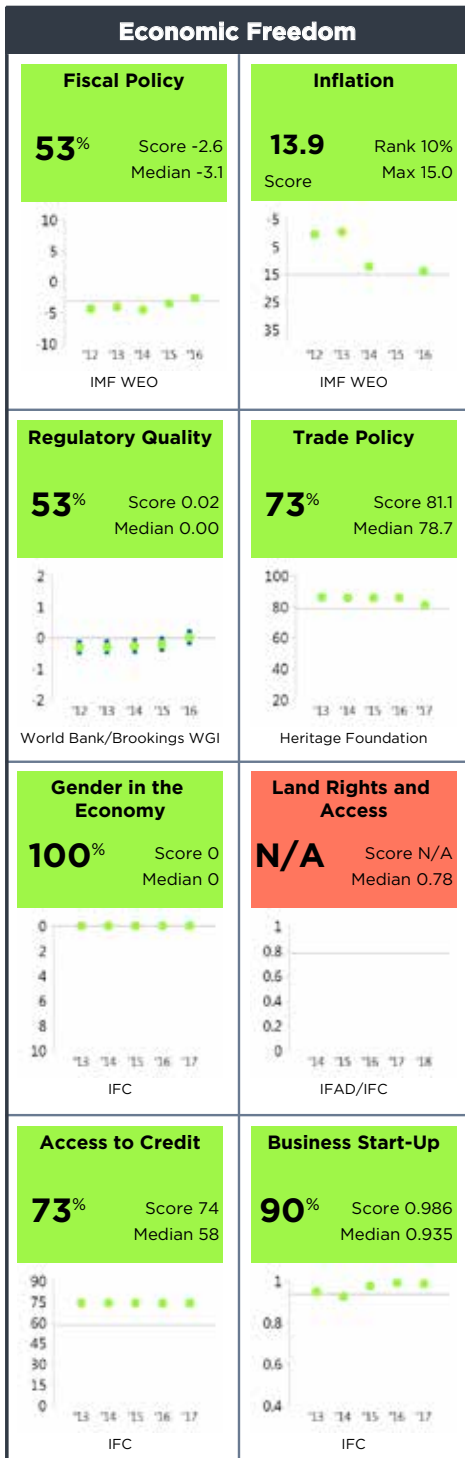
GNI/Cap \$2,310 (LMIC)

Half Scorecard Passed ✓

Control of Corruption X

Democratic Rights ✓

Ukraine



For more information regarding the Millennium Challenge Account Selection Process and these indicators, please consult MCC's website www.mcc.gov/selection

Uzbekistan FY18

Population 31,848,000

GNI/Cap \$2,220 (LMIC)

Half Scorecard Passed X

Control of Corruption X

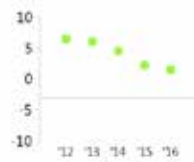
Democratic Rights X

Uzbekistan

Economic Freedom

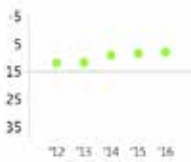
Fiscal Policy

93% Score 1.5
Median -3.1



Inflation

8.0 Rank 20%
Score Max 15.0



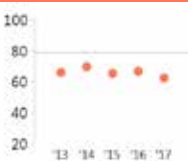
Regulatory Quality

0% Score -1.17
Median 0.00



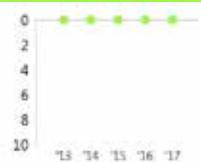
Trade Policy

13% Score 62.5
Median 78.7



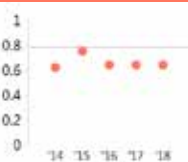
Gender in the Economy

100% Score 0
Median 0



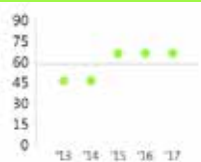
Land Rights and Access

4% Score 0.64
Median 0.78



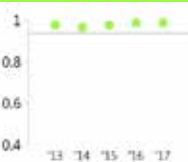
Access to Credit

53% Score 66
Median 58



Business Start-Up

87% Score 0.986
Median 0.935



Ruling Justly

Political Rights

0 Rank 0%
Score Min 17



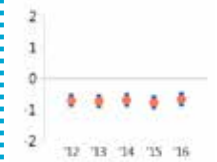
Civil Liberties

3 Rank 0%
Score Min 25



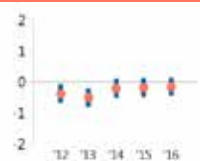
Control of Corruption

7% Score -0.67
Median 0.00



Government Effectiveness

33% Score -0.16
Median 0.00



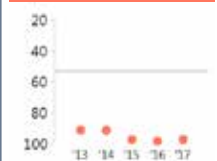
Rule of Law

7% Score -0.75
Median 0.00



Freedom of Information

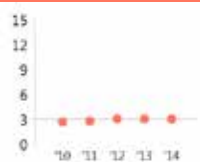
0% Score 97
Median 53



Investing in People

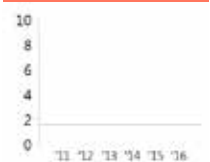
Health Expenditures

50% Score 3.11
Median 3.11



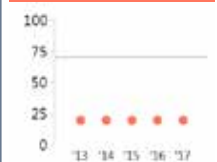
Primary Education Expenditures

N/A Score N/A
Median 1.58



Natural Resource Protection

13% Score 19.8
Median 70.4



Immunization Rates

99.0 Rank 100%
Score Min 90.0



Girls' Sec Edu Enrollment Rate

59% Score 96.0
Median 93.0



Child Health

83% Score 96.4
Median 88.1



For more information regarding the Millennium Challenge Account Selection Process and these indicators, please consult MCC's website www.mcc.gov/selection

Vanuatu FY18

Population 270,000

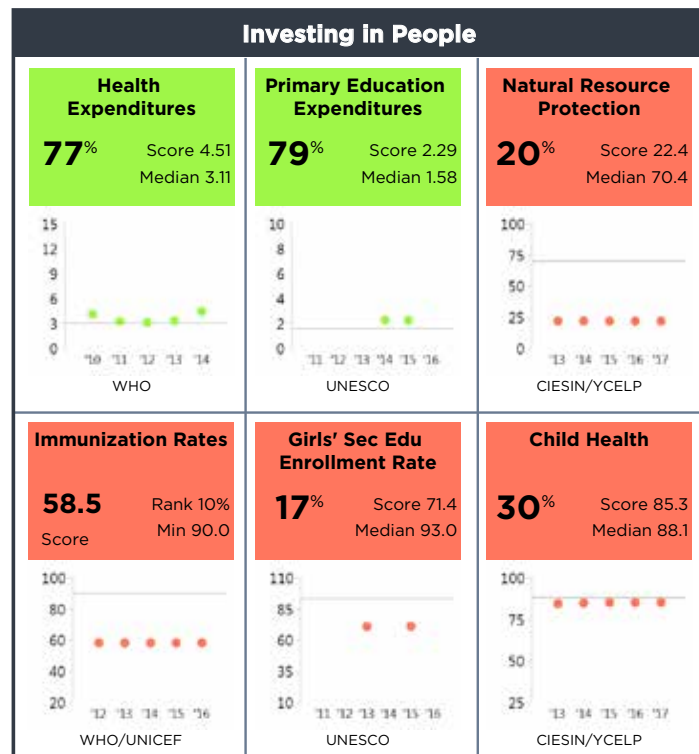
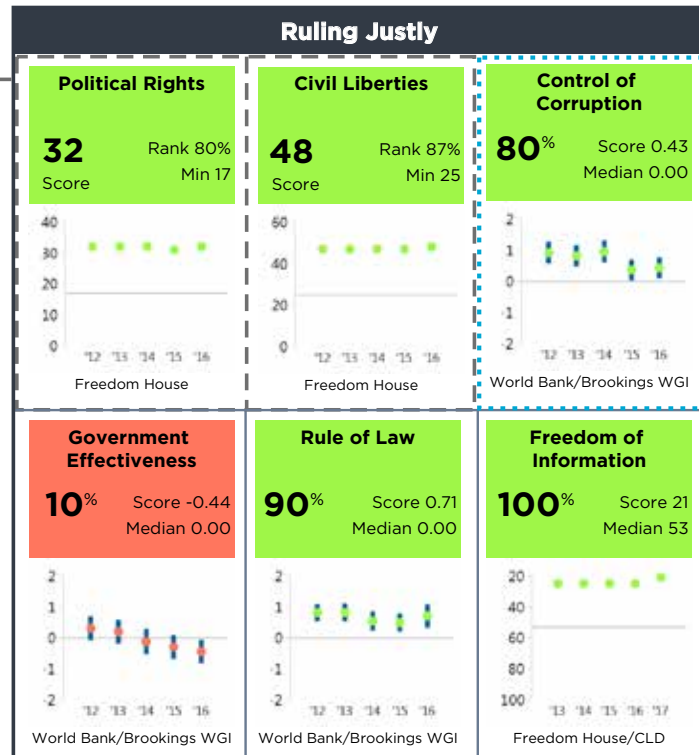
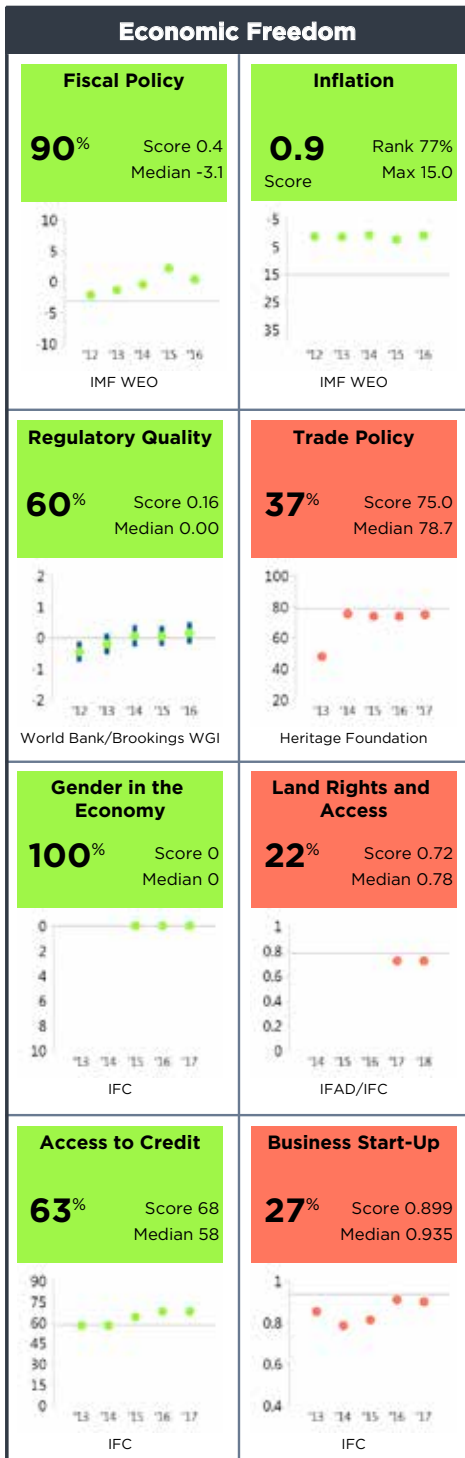
GNI/Cap \$3,170 (LMIC)

Half Scorecard Passed ✓

Control of Corruption ✓

Democratic Rights ✓

Vanuatu



For more information regarding the Millennium Challenge Account Selection Process and these indicators, please consult MCC's website www.mcc.gov/selection

Vietnam FY18

Population 92,701,000

GNI/Cap \$2,050 (LMIC)

Half Scorecard Passed ✓

Control of Corruption ✓

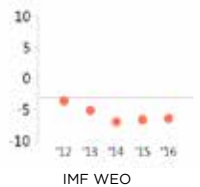
Democratic Rights X

Vietnam

Economic Freedom

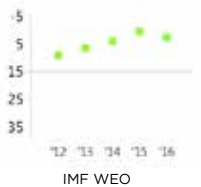
Fiscal Policy

7% Score -6.4
Median -3.1



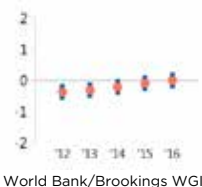
Inflation

2.7 Score Rank 57%
Max 15.0



Regulatory Quality

50% Score 0.00
Median 0.00



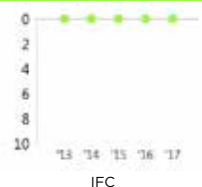
Trade Policy

50% Score 78.7
Median 78.7



Gender in the Economy

100% Score 0
Median 0




Land Rights and Access

70% Score 0.81
Median 0.78



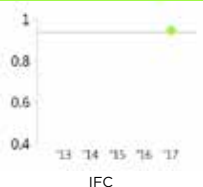
Access to Credit

73% Score 74
Median 58



Business Start-Up

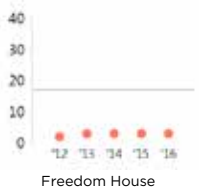
57% Score 0.944
Median 0.935



Ruling Justly

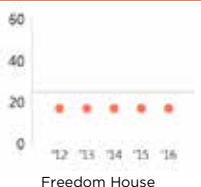
Political Rights

3 Score Rank 13%
Min 17



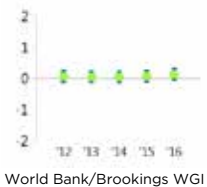
Civil Liberties

17 Score Rank 13%
Min 25




Control of Corruption

63% Score 0.13
Median 0.00



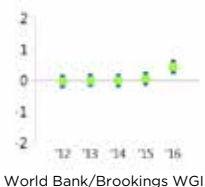
Government Effectiveness

83% Score 0.45
Median 0.00



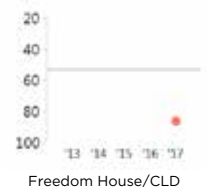
Rule of Law

80% Score 0.43
Median 0.00



Freedom of Information

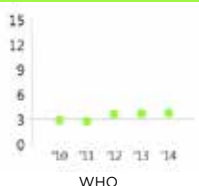
3% Score 86
Median 53



Investing in People

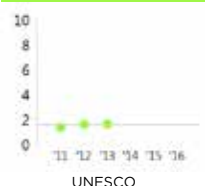
Health Expenditures

63% Score 3.82
Median 3.11



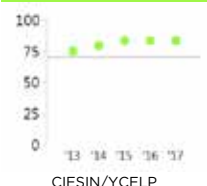
Primary Education Expenditures

63% Score 1.68
Median 1.58




Natural Resource Protection

67% Score 83.3
Median 70.4




Immunization Rates

97.5 Score Rank 77%
Min 90.0



Girls' Sec Edu Enrollment Rate

66% Score 97.4
Median 93.0



Child Health

53% Score 89.5
Median 88.1



For more information regarding the Millennium Challenge Account Selection Process and these indicators, please consult MCC's website www.mcc.gov/selection

Appendix A: Gender in the Economy (NEW)—FY18

Low Income Countries (LIC)

Country	Score	Median	Percent Rank	Country	Score	Median	Percent Rank
Afghanistan	18.00	6.5	0%	Lesotho	9.00	6.5	22%
Bangladesh	5.00	6.5	76%	Liberia	7.00	6.5	47%
Benin	5.50	6.5	63%	Madagascar	6.00	6.5	59%
Burkina Faso	6.50	6.5	50%	Malawi	3.00	6.5	90%
Burma	6.00	6.5	59%	Mali	11.00	6.5	14%
Burundi	5.50	6.5	63%	Mauritania	16.50	6.5	2%
Cambodia	2.00	6.5	100%	Mozambique	2.00	6.5	100%
Cameroon	10.50	6.5	18%	Nepal	7.00	6.5	47%
Central African Republic	5.00	6.5	76%	Niger	7.00	6.5	47%
Chad	11.00	6.5	14%	Pakistan	7.00	6.5	47%
Comoros	6.50	6.5	50%	Rwanda	2.00	6.5	100%
Congo, Dem. Rep.	8.50	6.5	24%	São Tomé and Príncipe	4.00	6.5	84%
Congo, Rep.	10.50	6.5	18%	Senegal	7.50	6.5	31%
Côte d'Ivoire	7.50	6.5	31%	Sierra Leone	5.00	6.5	76%
Djibouti	11.50	6.5	8%	Solomon Islands	6.00	6.5	59%
Eritrea	3.00	6.5	90%	Somalia		6.5	
Ethiopia	4.00	6.5	84%	South Sudan	9.00	6.5	22%
Gambia	5.00	6.5	76%	Syrian Arab Republic	16.00	6.5	4%
Ghana	4.00	6.5	84%	Tajikistan	7.00	6.5	47%
Guinea	11.00	6.5	14%	Tanzania	8.00	6.5	27%
Guinea-Bissau	7.00	6.5	47%	Timor-Leste	5.00	6.5	76%
Haiti	7.00	6.5	47%	Togo	7.00	6.5	47%
India	2.00	6.5	100%	Uganda	6.00	6.5	59%
Kenya	5.00	6.5	76%	Yemen, Rep.	13.00	6.5	6%
Korea, Dem. Rep.		6.5		Zambia	3.00	6.5	90%
Kyrgyz Republic	4.00	6.5	84%	Zimbabwe	2.00	6.5	100%

Lower Middle Income Countries (LMIC)

Country	Score	Median	Percent Rank	Country	Score	Median	Percent Rank
Angola	6.00	5	43%	Moldova	5.00	5	50%
Armenia	6.00	5	43%	Mongolia	5.00	5	50%
Bhutan	3.50	5	67%	Morocco	9.50	5	17%
Bolivia	4.00	5	63%	Nicaragua	2.00	5	93%
Cabo Verde	2.00	5	93%	Nigeria	3.00	5	73%
Egypt, Arab Rep.	9.00	5	20%	Papua New Guinea	6.00	5	43%
El Salvador	1.00	5	97%	Philippines	2.00	5	93%
Georgia	2.00	5	93%	Sri Lanka	4.00	5	63%
Guatemala	4.00	5	63%	Sudan	18.50	5	0%
Honduras	2.00	5	93%	Swaziland	14.00	5	3%
Indonesia	6.50	5	30%	Tunisia	9.50	5	17%
Jordan	13.00	5	7%	Ukraine	6.00	5	43%
Kiribati	5.50	5	47%	Uzbekistan	8.00	5	27%
Kosovo	2.00	5	93%	Vanuatu	8.00	5	27%
Lao PDR	0.00	5	100%	Vietnam	3.00	5	73%
Micronesia, Fed. Sts.	10.00	5	10%				

Reducing Poverty Through Growth



MILLENNIUM
CHALLENGE CORPORATION

UNITED STATES OF AMERICA

875 Fifteenth Street NW
Washington, DC 20005-2221
www.mcc.gov